

宁波市鄞州杰盈电器配件有限公司

Ningbo yinzhou jie ying electrical accessories co. LTD.

浙江省宁波市鄞州石桥村

电话：+86-574-8301 8625

E-mail:sales@jieyingrelay. com

网址：www. jieyingrelay. com

杰盈电器

JIEYING Electrical

继电器产品手册

Relay Product Manual

Signal Relay Series 信号继电器

Power Relay Series 功率继电器

Automotive Relay Series 汽车继电器

Magnetic Maintenance Relay Sseies 磁保持继电器



宁波杰盈电器

Ningbo Jieying Electrical Accessories

公司简介

宁波杰盈电器有限公司创立于2008年，专业制造继电器，以及高精度五金冲压件、注塑件等。品种规格齐全。是一家集研发、制造、销售、服务为一体的高新技术产业。目前公司一期占地面积约25亩，建筑面积总为8000平方米，现有员工200多名。

杰盈电器形成了从产品及模具设计、制造；零部件制造和成品装配于一体的垂直一体化的生产技术和工艺模式。在连续冲压成型，金属嵌件的注塑，线圈绕制等工序实现了零件自动化精细生产。通过部件组装、磁路组装、灌封总成、超程检测、机械校正、磁调整、印字及产品包装的综合应用，实现了从投料到包装全自动在线生产。

公司拥有信号继电器、功率继电器、汽车继电器和磁保持继电器4个大系列，千种不同规格型号的产品。专业生产汽车、通讯、通用功率继电器、各类高精度金属冲压件等6大类，其中绝大部分产品都已经通过UL、CSA、TUV、VDE、CQC等认证。公司拥有自创品牌“JY”，现JIEYING商标已进行全行业注册。年生产能力7000万只。产品远销世界一百多个国家和地区。

高标准的品质保障不仅使杰盈电器获得一系列的国际第三方品质认证，也获得全球客户的一致信赖，杰盈电器一举成为众多国际著名企业的首选合作伙伴。

杰盈电器作为国内继电器行业的领先企业，在宁波市名列前茅，是鄞州区“双五十”工程企业之一。公司早在2008年就通过ISO9000质量管理体系认证，2017年通过ISO9001:2015换版认证；2017年通过了ISO14001:2015环境管理体系认证，公司同步引进有国际知名企业任职经验的高管人才加盟，进行内部精细化管理提升。

品质创造未来

宁波杰盈电器

Ningbo Jieying Electrical Accessories

COPANY PROFILE

Ningbo Jieying electric Appliance co., LTD., founded in 2008, specializes in manufacturing relays, as well as high-precision metal stamping parts, injection parts and so on. Complete varieties and specifications. Is a research and development, manufacturing, sales, service as one of the high-tech industry. At present, the first phase of the company covers an area of about 25 mu, with a total construction area of 8,000 square meters and more than 200 employees.

Jieying electrical formed from the product and mold design, manufacturing; Component manufacturing and finished product assembly in one of the vertical integration of the production technology and process model. In the continuous stamping molding, metal insert injection molding, coil winding and other processes to achieve automatic parts fine production. Through the integrated application of component assembly, magnetic circuit assembly, filling and sealing assembly, out-of-range detection, mechanical correction, magnetic adjustment, printing and product packaging, automatic online production from feeding to packaging is realized.

The company has four series of signal relay, power relay, automobile relay and magnetic holding relay, with thousands of products of different specifications and models. It is specialized in manufacturing 6 kinds of high precision metal stamping parts, such as automobile, communication, general power relay, etc. Most of the products have passed UL, CSA, TUV, VDE, CQC and so on. The company has its own brand “JY”, now “JY” trademark has been registered in the whole industry. The annual production capacity is 70 million. Products are exported to more than 100 countries and regions in the world.

The high standard of quality assurance has not only enabled the company to obtain a series of international third-party quality certification, but also won the trust of global customers. The company has become the preferred partner of many international famous enterprises.

As a leading enterprise in relay industry in China, jieying electric appliance is one of the leading enterprises in ningbo. The company passed the ISO9000 quality management system certification as early as 2008, and passed the iso9001:2015 version change certification in 2017. In 2017, the company passed the iso14001:2015 environmental management system certification, and simultaneously introduced senior executives with experience in internationally renowned enterprises to join the company for internal refinement management.

PARAMETERS LIST 继电器参数一览表

Category 分类	Signal Relay Series 信号继电器	
Type 型号	JY4100F	JY4101F
Picture 图片		
Outine 外形尺寸 LxWxH(mm) 长x宽x高	15.5×10.5×11.7	15.5×10.5×11.7
Features 特性	● Up to 3A Amps ultra-small relay 最大可达3A超小型继电器 ● Sealed type structure 密集型结构 ● Standard type & high sensitvity type available 标准型及高感度型	● 3A Amps super miniature relay 3A超小型继电器 ● 1.5kV dielectris strength(between coil and contacts) 线圈与触点间介质耐压1.5kV ● Standard type & high sensitvity type available 标准型及高感度型
Contact Data 触点参数		
Contact Form 触点形式	1A 1B 1C	1A 1B 1C
Contact Material 触点材料	Ag Alloy	Ag Alloy
Max.Switching Current 最大转换电流	3A	3A
Max.Switching Voltage 最大转换电压	250VAC/30VDC	250VAC/30VDC
Max.Switching Power 最大转换功率	750VA/90W	750VA/90W
Contact Resistance(mΩ) 触点电阻	50	50
Rated Load(Resistive Load) 触点负载	3A 250VAC 3A 30VDC	3A 250VAC 3A 30VDC
Coil Data 线圈参数		
Rated Voltage 线圈电压范围	3, 5, 6, 9, 12, 24VDC	3, 5, 6, 9, 12, 24VDC
Coil Power 线圈功耗	0. 2W, 0. 36W, 0. 45W	0. 2W, 0. 36W, 0. 45W
General Data 性能参数		
Insulation Resistance(MΩ) 绝缘电阻	100	100
Dielectric Strength Between Contacts Between Coil & Contacts 介质耐压	750VAC 1000VAC	750VAC 1500VAC
Ambient Temperature 环境温度	-25°Cto+70°C	-25°Cto+70°C
Operate/Release Time 吸合，释放时间	5ms,5ms	5ms,5ms
Mechanical Life(Min) 机械寿命	$1x10^7$	$1x10^7$
Electricl Life(Min) 电气寿命	$1x10^5$	$1x10^5$
PCB Layout(mm) (Bottoman Viem) 安装尺寸	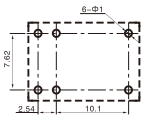	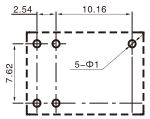
Wiring Diagram (Bottoman Viem) 线路图	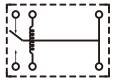	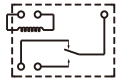
Weight 重量	约4. 0g	约4. 0g
Terminal Type 脚位形式	PCB	PCB
Cross-Reference 对照型号	OMRON:G2E FUJITSU:FBR211SC HF:HFD41	FUJITSU:FBR211SE TYCO：OUAZ HF:HFD41A
PAGE 页码	15-17	18-20

PARAMETERS LIST 继电器参数一览表

	Signal Relay Series 信号继电器		Power Relay Series 功率继电器
	JY23F	JY4078F	JY49F
Picture 图片			
Outine 外形尺寸 LxWxH(mm) 长x宽x高	12.3×7.4×9.9	20.2×10.0×11.7	20. 0×5. 0×12. 5
Features 特性	● 2A Amps super miniature relay 2A超小型继电器 ● 1kV dielectris strength(between coil and contacts) 线圈与触点间介质耐压1kV ● 1 form c configurayions 具有一组转换触点形式	● 3A Amps super miniature relay 3A超小型继电器 ● Small volume and light weight, apply to dense installation 体积小及重量轻，适用于密集安装 ● 2 form c configurayions 具有二组转换触点形式	● 7A contact switching capability 7A触点切换能力 ● 3kV dielectris strength(between coil and contacts) 线圈与触点间介质耐压3kV ● UL insulation system:Class F UL绝缘等级：F级
Contact Data 触点参数			
Contact Form 触点形式	1A 1C	2C	1A
Contact Material 触点材料	Ag Alloy	Ag Alloy	Ag Alloy
Max.Switching Current 最大转换电流	3A	3A	5A/7A
Max.Switching Voltage 最大转换电压	250VAC/30VDC	125VAC/30VDC	277VAC/30VDC
Max.Switching Power 最大转换功率	750VA/90W	375VA/90W	1939VA/210W
Contact Resistance(mΩ) 触点电阻	50	50	100
Rated Load(Resistive Load) 触点负载	3A 250VAC/3A 30VDC	3A 125VAC/2A 30VDC	5A/7A 250VAC/30VDC
Coil Data 线圈参数			
Rated Voltage 线圈电压范围	3, 5, 6, 9, 12, 24VDC	3, 5, 6, 9, 12, 24VDC	5, 6, 9, 12, 18, 24VDC
Coil Power 线圈功耗	0. 15W, 0. 2W	0. 15W, 0. 2W, 0. 36W, 0. 45W	0. 12W, 0. 18W
General Data 性能参数			
Insulation Resistance(MΩ) 绝缘电阻	100	100	1000
Dielectric Strength Between Contacts Between Coil & Contacts 介质耐压	500VAC 1000VAC	500VAC 1000VAC	1000VAC 3000VAC
Ambient Temperature 环境温度	-40°Cto+70°C	-40°Cto+85°C	-40°Cto+85°C
Operate/Release Time 吸合，释放时间	5ms,5ms	6ms,4ms	10ms,5ms
Mechanical Life(Min) 机械寿命	$1x10^7$	$1x10^7$	$5x10^7$
Electricl Life(Min) 电气寿命	$1x10^5$	$1x10^5$	$5x10^5$
PCB Layout(mm) (Bottoman Viem) 安装尺寸	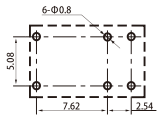	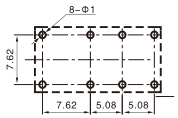	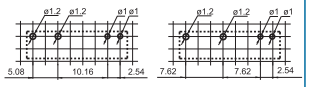
Wiring Diagram (Bottoman Viem) 线路图	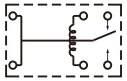	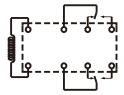	
Weight 重量	约2.2g	约5.0g	约3g
Terminal Type 脚位形式	PCB	PCB	PCB
Cross-Reference 对照型号	OMRON:G5V-1 FUJITSU:SY HF:HFD23	OMRON:G5V-2 FUJITSU:HBR244 HF:HFD27	HF:HF49FD
PAGE 页码	21-23	24-27	28-30

PARAMETERS LIST 继电器参数一览表

Category 分类	Power Relay Series 功率继电器	
Type 型号	JY115F	JY46F
Picture 图片		
Outine 外形尺寸 LxWxH(mm) 长x宽x高	20.9×12.7×15.7	20.5×7.0×15.1
Features 特性	● Up to 16A contact seitching capability 高达16A触点切换能力 ● Plastic sealed and flux proofed types availble 塑封型和防焊剂型可供选择 ● 5kV dielectris strength(between coil and contacts) 线圈与触点间介质耐压5kV	● 10A contact switching capability 10A触点切换能力 ● Plastic sealed and dust protected types available 塑封型和防焊剂型可供选择 ● 1 form a configurayions 具有一组常开触点形式
Contact Data 触点参数		
Contact Form 触点形式	1A 1B 1C 2A 2B 2C	1A
Contact Material 触点材料	Ag Alloy	Ag Alloy
Max.Switching Current 最大转换电流	8A/12A/16A	10A
Max.Switching Voltage 最大转换电压	440VAC/300VDC	250VAC/30VDC
Max.Switching Power 最大转换功率	3000VA/4000VA	2500VA/300W
Contact Resistance(mΩ) 触点电阻	100	100
Rated Load(Resistive Load) 触点负载	8A/12A/16A 250VAC	5A/7A 250VAC/30VDC 10A 250VAC/30VDC
Coil Data 线圈参数		
Rated Voltage 线圈电压范围	5, 6, 9, 12, 18, 24, 48, 60, 110VDC	3, 5, 6, 9, 12, 18, 24VDC
Coil Power 线圈功耗	0. 4W	0. 2W
General Data 性能参数		
Insulation Resistance(MΩ) 绝缘电阻	1000	1000
Dielectric Strength Between Contacts Between Coil & Contacts 介质耐压	1000VAC 5000VAC	1000VAC 4000VAC
Ambient Temperature 环境温度	-40°Cto+85°C	-40°Cto+85°C
Operate/Release Time 吸合，释放时间	15ms,8ms	10ms,5ms
Mechanical Life(Min) 机械寿命	$1x10^7$	$5x10^6$
Electricl Life(Min) 电气寿命	$1x10^5$	$1x10^5$
PCB Layout(mm) (Bottoman Viem) 安装尺寸	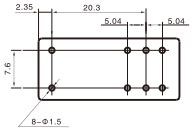	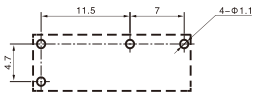
Wiring Diagram (Bottoman Viem) 线路图	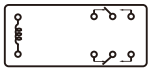	
Weight 重量	约13. 5g	约3.0g
Terminal Type 脚位形式	PCB	PCB
Cross-Reference 对照型号	HF:HF115F	HF46F
PAGE 页码	31-34	35-37

PARAMETERS LIST 继电器参数一览表

Power Relay Series 功率继电器		
JY3FF	JY32F	JYT90F
		
19.0×15.4×15.5	18.4×10.2×15.5	31.8×27.1×20
● Up to 15A contact seitching capability 高达15A触点切换能力 ● 1 Form A and 1 Form C configurations 具有一组常开、一组转换触点形式 ● Plastic sealed and flux proofed types availble 配有多种插座可供选择	● Up to 10A contact seitching capability 高达10A触点切换能力 ● Plastic sealed and flux proofed types 塑封型和防尘罩型可供选择 ● 2.5kV dielectris strength(between coil and contacts) 线圈与触点间介质耐压2.5kV	● Up to 40A contact seitching capability 高达40A触点切换能力 ● 2.5kV dielectris strength(between coil and contacts) 线圈与触点间介质耐压2.5kV ● Sealed types and opened types 克提供密封型或敞开型
1A 1B 1C	1A 1C	1A 1B 1C
Ag Alloy	Ag Alloy	Ag Alloy
15A	5A/10A	30A/40A
277VAC/28VDC	250VAC/28VDC	250VAC/28VDC
2770VA/280W	2500VA/280W	10000VA/1120W
100	100	100
10A 277VAC/28VDC	10A 250VAC/28VDC 5A 250VAC/28VDC	A标准型：30A 250VAC/24VDCC AT(高负载）：40A 250VAC/24VDC C标准型NO：20A 250VAC/24VDC NC：15A 250VAC/24VDC CT(高负载）：NO：40A 250VAC/24VDC NC：30A 250VAC/24VDC
3, 5, 6, 9, 12, 18, 24, 48VDC	3, 5, 6, 9, 12, 18, 24VDC	5, 6, 9, 12, 24, 48VDC
0.36W,0.45W	0.2W,0.36W,0.45W	0. 9W
100	100	1000
750VAC 1500VAC	1000VAC 2500VAC	1500VAC 2500VAC
-40°Cto+85°C	-40°Cto+85°C	-40°Cto+85°C
10ms,5ms	10ms,10ms	15ms,10ms
$1x10^7$	$1x10^7$	$1x10^7$
$1x10^5$	$1x10^5$	$1x10^5$
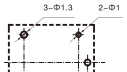	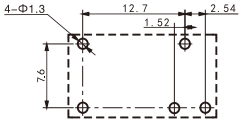	
	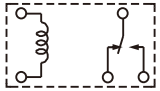	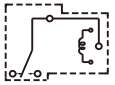
约10. 0g	约6. 0g	约27. 0g
PCB	PCB	PCB
OMRON:G5LC FUJITSU:FBR160 TYCO:PCE HF:HF3FF	HKE:HRS3F	OMRON:G8P HKE:CMP7
38-41	42-45	46-49

PARAMETERS LIST 继电器参数一览表

Category 分类	Power Relay Series 功率继电器	
Type 型号	JYT91F	JYT92F
Picture 图片		
Outine 外形尺寸 LxWxH(mm) 长x宽x高	31.8×27.4×27.7	31.8×27.4×19.8
Features 特性	● 30A contact seitching capability 30A触点切换能力 ● 2.5kV dielectris strength(between coil and contacts) 线圈与触点间介质耐压2.5kV ● Sxposed or concealed quick connect terminals 印制板式和快链接式	● Up to 30A contact seitching capability 高达30A触点切换能力 ● 2.5kV dielectris strength(between coil and contacts) 线圈与触点间介质耐压2.5kV ● Sealed types and opened types 可提供密封型或敞开型
Contact Data 触点参数		
Contact Form 触点形式	1A 1B 1C	1A 1B 1C
Contact Material 触点材料	Ag Alloy	Ag Alloy
Max.Switching Current 最大转换电流	30A	30A
Max.Switching Voltage 最大转换电压	250VAC/30VDC	250VAC/28VDC
Max.Switching Power 最大转换功率	7500VA/900W	7500VA/840W
Contact Resistance(mΩ) 触点电阻	100	100
Rated Load(Resistive Load) 触点负载	30A 250VAC 20A 28VAC	30A 250VAC 20A 28VAC
Coil Data 线圈参数		
Rated Voltage 线圈电压范围	5, 6, 9, 12, 24, 48VDC	5, 6, 9, 12, 24, 48VDC
Coil Power 线圈功耗	0. 9W	0. 9W
General Data 性能参数		
Insulation Resistance(MΩ) 绝缘电阻	1000	1000
Dielectric Strength Between Contacts Between Coil & Contacts 介质耐压	1500VAC 2500VAC	1500VAC 2500VAC
Ambient Temperature 环境温度	-40°Cto+85°C	-40°Cto+85°C
Operate/Release Time 吸合，释放时间	15ms,10ms	15ms,10ms
Mechanical Life(Min) 机械寿命	$1x10^7$	$1x10^7$
Electricl Life(Min) 电气寿命	$1x10^5$	$1x10^5$
PCB Layout(mm) (Bottoman Viem) 安装尺寸	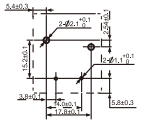	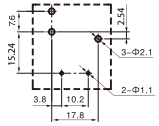
Wiring Diagram (Bottoman Viem) 线路图		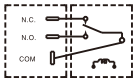
Weight 重量	约29. 0g	约27. 0g
Terminal Type 脚位形式	PCB	PCB
Cross-Reference 对照型号	OMRON:G7G HKE:CMP8	HKE:CMP7
PAGE 页码	50-54	55-58

PARAMETERS LIST 继电器参数一览表

Power Relay Series 功率继电器		
JY32FN	JY152F	JY14F
		
18.2×10.2×15.5	21.0×16.0×20.6	29.2×12.8×20.6
● Microminiature relay 超小型继电器 ● 18A contact seitching capability 18A触点切换能力 ● Contact: 1 Form A 触点形式：一组常开 ● Reinforced insulation between coil and contact 触点线圈间达到加强绝缘	● 20A contact seitching capability 20A触点切换能力 ● Plastic sealed and dust protected types available 塑封型和防尘罩型可供选择 ● UL insulation system:Class F UL绝缘等级：F级	● 16A contact seitching capability 16A触点切换能力 ● One set of regular,conversion,tow groups of regular,conversion 一组常开、转换，二组常开、转换 ● Plastic sealed and dust protected types available 塑封型和防尘罩型可供选择
1A	1A 1C	1A 1C 2A 2C
Ag Alloy	Ag Alloy	Ag Alloy
20A	20A	16A
277VAC/30VDC	400VAC	250VAC/30VDC
5540VA/600W	4700VA	4000VA/480W
100	100	100
20A 250VAC	17A 277VAC 20A 125VAC	16A 250VAC/30VDC
3, 5, 6, 9, 12, 24VDC	3, 5, 6, 9, 12, 18, 24, 48VDC	3, 5, 12, 24, 48VDC
0. 2W, 0. 45W	0. 36W	0. 54W, 0. 72W
1000	1000	100
1000VAC 4000VAC	1000VAC 2500VAC	1000VAC 5000VAC
-40°Cto+85°C	-40°Cto+85°C	-30°Cto+70°C
10ms,5ms	10ms,5ms	15ms,5ms
$1x10^7$	$1x10^7$	$1x10^7$
$1x10^5$	$1x10^5$	$1x10^5$
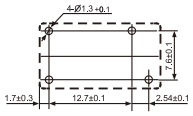	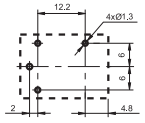	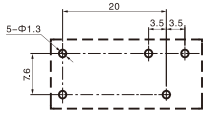
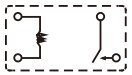		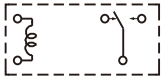
约6. 0g	约14. 0g	约13. 0g
PCB	PCB	PCB
HKE:HRS3FN	HF:HF152F	HKE:HRM1 HF:HF140FF
59-61	62-65	66-69

PARAMETERS LIST 继电器参数一览表

Category 分类	Power Relay Series 功率继电器	
Type 型号	JY22F	JY7520
Picture 图片		
Outine 外形尺寸 LxWxH(mm) 长x宽x高	20.3×16.6×20.6	23.0×16.0×10.5
Features 特性	● 15A contact seitching capability 15A触点切换能力 ● Plastic sealed and dust protected types available 塑封型和防尘罩型可供选择 ● UL insulation system:Class F UL绝缘等级：F级	● Up to 16A contact seitching capability 高达16A触点切换能力 ● Plastic sealed and flux proofsd types available 塑封型和防焊剂型可供选择 ● Low height, flat construction 底高度、扁平式结构
Contact Data 触点参数		
Contact Form 触点形式	1A 1B 1C	1A 1C
Contact Material 触点材料	Ag Alloy	Ag Alloy
Max.Switching Current 最大转换电流	16A	16A
Max.Switching Voltage 最大转换电压	250VAC/30VDC	250VAC/30VDC
Max.Switching Power 最大转换功率	4000VA/480W	4000VA/300W
Contact Resistance(mΩ) 触点电阻	100	100
Rated Load(Resistive Load) 触点负载	10A 250VAC/30VDC 16A 250VAC/30VDC	16A 125VAC/250VAC
Coil Data 线圈参数		
Rated Voltage 线圈电压范围	3, 5, 6, 9, 12, 24, 48VDC	5, 6, 9, 12, 18, 24, 48VDC
Coil Power 线圈功耗	0. 36W, 0.45W	1A约200mW, 1C约400mW
General Data 性能参数		
Insulation Resistance(MΩ) 绝缘电阻	1000	1000
Dielectric Strength Between Contacts Between Coil & Contacts 介质耐压	1000VAC 1500VAC	1000VAC 2500VAC
Ambient Temperature 环境温度	-40˚Cto+85˚C	-40˚Cto+105˚C
Operate/Release Time 吸合，释放时间	10ms,5ms	15ms,5ms
Mechanical Life(Min) 机械寿命	$1x10^7$	$1x10^7$
Electricl Life(Min) 电气寿命	$1x10^5$	$4x10^4$
PCB Layout(mm) (Bottoman Viem) 安装尺寸	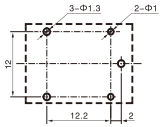	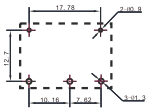
Wiring Diagram (Bottoman Viem) 线路图	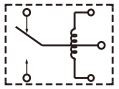	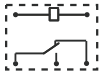
Weight 重量	约12. 0g	PCB:约9.0g
Terminal Type 脚位形式	PCB	PCB
Cross-Reference 对照型号	OMRON:G5L HF:JQC-21F	HF:HF7520
PAGE 页码	70-73	74-76

PARAMETERS LIST 继电器参数一览表

Power Relay Series 功率继电器	Power Relay Series 功率继电器	Power Relay Series 功率继电器
JY32FA	JY32FAG	JYP6
		
17.6×10.1×12.3	17.6×10.1×12.3	30.2x15.8x23.3
● Up to 5A contact seitching capability 高达5A触点切换能力 ● 5kV dielectris strength(between coil and contacts) 线圈与触点间介质耐压5kV ● Plastic sealed and water proofed types 塑封型和防尘罩型可供选择	● Up to 10A contact seitching capability 高达10A触点切换能力 ● 5kV dielectris strength(between coil and contacts) 线圈与触点间介质耐压5kV ● Plastic sealed and water proofed types 塑封型和防尘罩型可供选择	● 25A contact switching capability 25A 触点切换能力 ● Suitable for switching motor load 适用于于切换电机负载 ● PCB and QC terminal available 印制板式和快连接方式引出脚
1A 1C	1A	1A
Ag Alloy	Ag Alloy	Ag Alloy
5A	10A	25A
250VAC	250VAC/30VDC	250VDC
1250VA	2500VA/300W	6250VA
70	70	100
5A 250VAC	10A 250VAC	20A 250VDC
3, 5, 6, 9, 12, 18, 24,48VDC	3, 5, 6, 9, 12, 18, 24,48VDC	5, 12, 24, 48VDC
0. 2W, 0. 45W	0. 23W, 0. 45W	0. 9W
1000	1000	1000
1000VAC 5000VAC	1000VAC 5000VAC	1000VAC 4500VAC
-30˚Cto+85˚C（普通型）	-30˚Cto+85˚C（普通型）	-40˚Cto+105˚C
8ms,4ms	8ms,4ms	15ms,5ms
$1x10^6$	$1x10^6$	$1x10^7$
$1. 5x10^4$	$1. 5x10^4$	$1x10^5$
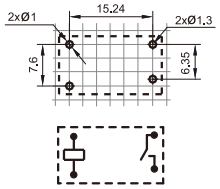	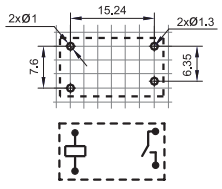	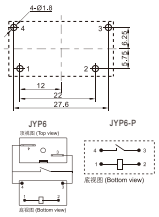
约4. 6g	约4. 6g	约23. 0g
PCB	PCB	PCB
HF:HF32FA	HF:HF32FA-G	HF102F
77-79	80-82	83-85

PARAMETERS LIST 继电器参数一览表

Category 分类	Power Relay Series 功率继电器	
Type 型号	JYP5	JYP
Picture 图片		
Outine 外形尺寸 LxWxH(mm) 长x宽x高	29.0x12.6x24.2	24.5x12.5x20.5
Features 特性	• 16A contact switching capability 16A 触点切换能力 • Suitable for microwave oven 适用于微波炉等产品 • 5KV dielectric strength between coil and contact 触点与线圈间介质耐压 5KV	• 最大20A触点切换能力 Switching capacity: 20A • 触点与线圈介质耐压5000V Dielectric strength between coil and contact:5KV • 印制板式和快连接式 PCB or Flat quick-connect terminals • 适用于微波炉等产品 Typical application:Microwave oven
Contact Data 触点参数		
Contact Form 触点形式	1A	1A
Contact Material 触点材料	Ag Alloy	Ag Alloy
Max.Switching Current 最大转换电流	16A	16A
Max.Switching Voltage 最大转换电压	277VDC/30VDC	250VAV/30VDC
Max.Switching Power 最大转换功率	4000VAC/480W	4000VAC/480W
Contact Resistance(mΩ) 触点电阻	100	100
Rated Load(Resistive Load) 触点负载	16A 250VDC/30VDC	16A 250VAC
Coil Data 线圈参数		
Rated Voltage 线圈电压范围	5, 6, 9, 12, 18, 24, 48VDC	3, 5, 6, 9, 12, 18, 24VDC
Coil Power 线圈功耗	0. 54W	0. 4W,0. 5W
General Data 性能参数		
Insulation Resistance(MΩ) 绝缘电阻	1000	1000
Dielectric Strength 介质耐压 Between Contacts Between Coil & Contacts	1000VAC 5000VAC	1000VAC 5000VAC
Ambient Temperature 环境温度	-40°Cto+105°C	-40°Cto+105°C
Operate/Release Time 吸合，释放时间	20ms,10ms	10ms,10ms
Mechanical Life(Min) 机械寿命	$1x10^7$	$1x10^7$
Electricl Life(Min) 电气寿命	$1x10^5$	$1x10^5$
PCB Layout(mm) (Bottoman Viem) 安装尺寸	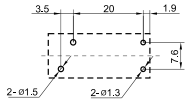	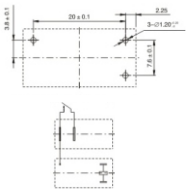
Wiring Diagram (Bottoman Viem) 线路图	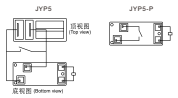	
Weight 重量	约15. 0g	约10.0g
Terminal Type 脚位形式	PCB	PCB
Cross-Reference 对照型号	OMRON:G5J HF62F	OMRON:G5GN
PAGE 页码	86-88	89-92

PARAMETERS LIST 继电器参数一览表

Automotive Relay Series 汽车继电器			
JYKC		JYKA	
			
12.9×12.0×9.9	23.5×12.9×9.9	14.0×15.4×13.7	14.0×7.2×13.7
• Up to 30A contact seitching capability 高达30A触点切换能力 • 1.5kV dielectris strength(between coil and contacts) 线圈与触点间介质耐压1.5kV • UL insulation system:Class F UL绝缘等级：F级		• 30A continuous current capability 30A持续电流能力 • Available with open, dust cover and sealed verion 有敞开、防尘罩、密封式供选择	
1A 1C	2A 2C	2A 2C	1A 1C
Ag Alloy		Ag Alloy	
30A	30A	30A	
16VDC	16	16VDC	
480W	480W	2X480W	480W
100		100	
NO/NC:20A/15A 14VDC		马达：25A（冲击）14VDC Motor：25A（Inrush）14VDC阻性：20A 14VDC Resletance:20A	
6, 10, 12, 24VDC		6, 9, 12, 24V	
0. 55W, 0. 8W		0. 64W, 0. 8W	
100		100	
550VAC 550VAC		550VAC 550VAC	
-40°Cto+105°C		-40°Cto+105°C（普通型）/-40°Cto+125°C（回流焊型）	
10ms,10ms		10ms,10ms	
$1x10^7$		$1x10^5$（300次/分）	
$1x10^5$		$1x10^5$（720次/小时）	
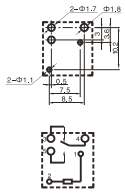	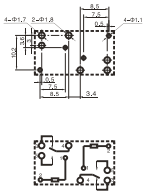	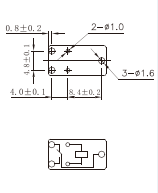	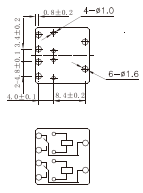
约4. 0g	约	约4.0g	约8.0g
PCB		PCB	
HF:HFKC HKE:CMA53	HF: HKE:	HKF:CMA56 HF:HFKA	HKF:CMA562 HF:HFKA
93-95		96-98	

PARAMETERS LIST 继电器参数一览表

Category 分类	Automotive Relay Series 汽车继电器		
Type 型号	JYT78F		JYA31F
Picture 图片			
Outine 外形尺寸 LxWxH(mm) 长x宽x高	15.5×12.1×13.8		28.0×28.0×25.0
Features 特性	● Up to 20A contact seitching capability 高达20A触点切换能力 ● 1 Form A,1 Form B,1 Form C and 2 Form A configurations 具有一组常开、一组常闭、一组转换和二组常开触点形式 ● Small volume and anti-shock 体积小，防冲撞		● Up to 40A contact seitching capability 高达40A触点切换能力 ● 1 Form A and 1 Form C configurations 具有一组常开、一组转换触点形式 ● Low consumption and high availability 低功耗高性能
Contact Data 触点参数			
Contact Form 触点形式	1A 1B 1C	2A	1A 1B 1C
Contact Material 触点材料	Ag Alloy		Ag Alloy
Max.Switching Current 最大转换电流	35A/10min.25A/1 Hr（连续电流）	2x10A/1 Hr	40A
Max.Switching Voltage 最大转换电压	30VDC	14VDC	75VDC
Max.Switching Power 最大转换功率	1050W	2X140W	560W（A型），420（C型）
Contact Resistance(mΩ) 触点电阻	50	100	100
Rated Load(Resistive Load) 触点负载	A型：20A 14VDC阻性 B、C型：15A 14VDC阻性	2x6A 14VDC	12VDC: 40A 14VDC(1A) 30A 14VDC(1B) 24VDC: 20A 28VDC(1A) 10A 28VDC(1B)
Coil Data 线圈参数			
Rated Voltage 线圈电压范围	6, 9, 10, 12, 24V		6, 12, 24VDC
Coil Power 线圈功耗	0. 6W, 0. 8W		1.8W
General Data 性能参数			
Insulation Resistance(MΩ) 绝缘电阻	100		100
Dielectric Strength Between Contacts Between Coil & Contacts 介质耐压	550VAC 550VAC		550VAC 550VAC
Ambient Temperature 环境温度	-40°Cto+85°C		-40°Cto+85°C（普通型）
Operate/Release Time 吸合，释放时间	10ms,10ms	10ms,5ms	10ms,10ms
Mechanical Life(Min) 机械寿命	$1x10^7$		$1x10^7$
Electricl Life(Min) 电气寿命	$1x10^5$		$1x10^5$
PCB Layout(mm) (Bottoman Viem) 安装尺寸	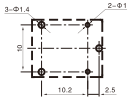	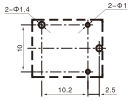	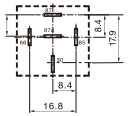
Wiring Diagram (Bottoman Viem) 线路图			
Weight 重量	约6.0g		约32.0g, 37.0g(有背）
Terminal Type 脚位形式	PCB		
Cross-Reference 对照型号	HF:HFKW HKF:CMA51	HF:HFKW HKF:CMA55	TYCO:VF4 OMRON:G8W HF:HFV4
PAGE 页码	99-101		102-105

PARAMETERS LIST 继电器参数一览表

Automotive Relay Series 汽车继电器	Magnetic Maintenance Relay Sseies 磁保持继电器	
JY4133F	JY3FL	JY09E
		
20.4×15.1×22.0	20.4×15.1×22.0	52×43×22
● Up to 35A contact seitching capability 高达35A触点切换能力 ● 1 Form A and 1 Form C configurations 具有一组常开、一组转换触点形式 ● Operating ambient temperature: 125°C 工作温度高达125°C	● 超小型大功率磁保持继电器 Subminiature high power latching relay ● 低线圈功耗 Low coil power 单线圈磁保持：约0.4W 1 coil latching: approx. 0.4W 双线圈磁保持：约0.8W 2 coils latching: approx. 0.8W ● 15A触点切换能力 15A switching capability ● 具有一组常开、一组转换触点形式 1 Form A and 1 Form C configurations ● 超小型、标准印制板引出脚 Subminiature, standard PCB layout ● 塑封型和防焊剂型可供选择 Plasticsealed and flux proofed types available	● Small size,100A contact switching capability 体积小、100A触点切换能力 ● Small coil power consumption , Largely reduce the temperature increment 线圈功耗小，温升极低 ● Small contact resistance,good electrical contact stability 接触电阻小，电接触稳定性能好 ● Strong shock resistance and vibration resistance 抗冲击、抗振动能力强
1A 1C	1A 1C	1A 1B
Ag Alloy	Ag Alloy	Ag Alloy
35A	10A/15A	100A/120A
28VDC	277VAC/30VDC	250VAC
420W	2770W	25000VA/30000VA
50	100	1.0mΩ
35A 250VAC/28VDC	10A 277VAC	100A 250VAC 120A 250VAC
12, 24VDC	5, 6, 9, 12, 24, 48VDC	9, 12, 24, 48VDC
1.1W,1.3W,1.5W,1.7W	0.4W, 0.8W	2.3W, 4.6W
100	100	1000
500VAC 550VAC	750VAC 2000VAC	1800VAC 4000VAC
-25°Cto+125°C	-25°Cto+85°C	-40°Cto+70°C
10ms,5ms	10ms,10ms	20ms,20ms
$1x10^7$	$1x10^7$	$5x10^5$
$1x10^5$	$1x10^3$	$1x10^4$
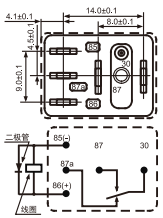	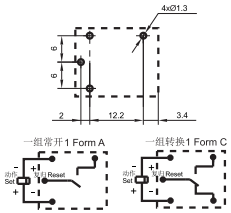	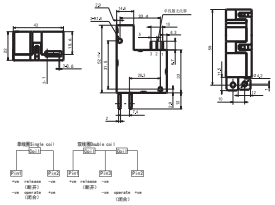
约18.0g	约9.0g	约80g
PCB	PCB	PCB
OMRON:G8H HF:HFV6	HF:HF3F-L	
106-108	109-112	113-114

PARAMETERS LIST 继电器参数一览表

Category 分类	Magnetic Maintenance Relay Sseies 磁保持继电器	
Type 型号	JY09F	JY09ED
Picture 图片		
Outine 外形尺寸 LxWxH(mm) 长x宽x高	76.0×43.0×25.0	42×37×21.5
Features 特性	● Small size,120A contact switching capability 体积小、120A触点切换能力 ● Small coil power consumption , Largely reduce the temperature increment 线圈功耗小，温升极低 ● Small contact resistance,good electrical contact stability 接触电阻小，电接触稳定性能好 ● Strong shock resistance and vibration resistance 抗冲击、抗振动能力强	● Small size,100A contact switching capability 体积小、100A触点切换能力 ● Small coil power consumption , Largely reduce the temperature increment 线圈功耗小，温升极低 ● Small contact resistance,good electrical contact stability 接触电阻小，电接触稳定性能好 ● Strong shock resistance and vibration resistance 抗冲击、抗振动能力强
Contact Data 触点参数		
Contact Form 触点形式	1A 1B	1B
Contact Material 触点材料	Ag Alloy	Ag Alloy
Max.Switching Current 最大转换电流	120A	100A
Max.Switching Voltage 最大转换电压	250VAC	250VAC
Max.Switching Power 最大转换功率	30000VA	25000VA
Contact Resistance(mΩ) 触点电阻	1.0mΩ	0.8mΩ
Rated Load(Resistive Load) 触点负载	120A 250VAC	100A 250VAC
Coil Data 线圈参数		
Rated Voltage 线圈电压范围	9, 12, 18, 24, 48VDC	9, 12, 24, 48VDC
Coil Power 线圈功耗	1. 8W, 3.6W	2.3W, 4.6W
General Data 性能参数		
Insulation Resistance(MΩ) 绝缘电阻	1000	1000
Dielectric Strength Between Contacts Between Coil & Contacts 介质耐压	1800VAC 4000VAC	1500VAC 2500VAC
Ambient Temperature 环境温度	-40°Cto+70°C	-40°Cto+55°C
Operate/Release Time 吸合，释放时间	30ms,30ms	15ms,15ms
Mechanical Life(Min) 机械寿命	$5x10^5$	$5x10^6$
Electricl Life(Min) 电气寿命	$6x10^4$	$1x10^4$
PCB Layout(mm) (Bottoman Viem) 安装尺寸	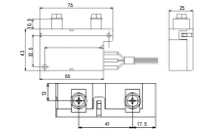	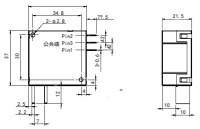
Wiring Diagram (Bottoman Viem) 线路图		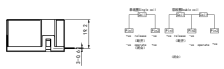
Weight 重量	约180g	约80g
Terminal Type 脚位形式	PCB	PCB
Cross-Reference 对照型号		HF:HFE29
PAGE 页码	115-116	117-118

PARAMETERS LIST 继电器参数一览表

Magnetic Maintenance Relay Sseies 磁保持继电器		
JY09EC	JY09BC	JY09D
		
52×43×21	38×30×17	42×37×21.5
● Small size,100/120A contact switching capability 体积小、100/120A触点切换能力 ● Small coil power consumption , Largely reduce the temperature increment 线圈功耗小，温升极低 ● Small contact resistance,good electrical contact stability 接触电阻小，电接触稳定性能好 ● Strong shock resistance and vibration resistance 抗冲击、抗振动能力强	● Small size,80/90A contact switching capability 体积小、80/90A触点切换能力 ● Small coil power consumption , Largely reduce the temperature increment 线圈功耗小，温升极低 ● Small contact resistance,good electrical contact stability 接触电阻小，电接触稳定性能好 ● Strong shock resistance and vibration resistance 抗冲击、抗振动能力强	● Small size,100A contact switching capability 体积小、100A触点切换能力 ● Small coil power consumption , Largely reduce the temperature increment 线圈功耗小，温升极低 ● Small contact resistance,good electrical contact stability 接触电阻小，电接触稳定性能好 ● Strong shock resistance and vibration resistance 抗冲击、抗振动能力强
1A 1B	1A 1B	1B
Ag Alloy	Ag Alloy	Ag Alloy
100A/120A	80A/90A	100A
250VAC	250VAC	250VAC
25000VA	20000VA/22500VA	25000VA
1.0mΩ	1.0mΩ	0.8mΩ
100A 250VAC	80A 250VAC 90A 250VAC	100A 250VAC
9, 12, 24, 48VDC	9, 12, 24, 48VDC	9, 12, 24, 48VDC
2.3W, 4.6W	1.5W, 3.0W	2.3W, 4.6W
1000	1000	1000
2000VAC 4000VAC	1000VAC 5000VAC	1500VAC 2500VAC
-40°Cto+70°C	-40°Cto+85°C	-40°Cto+55°C
20ms,20ms	15ms,15ms	15ms,15ms
$1x10^5$	$1x10^6$	$1x10^6$
$1x10^4$	$1x10^4$	$1x10^4$
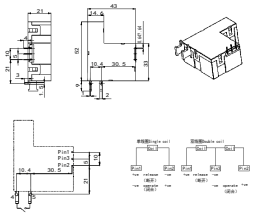	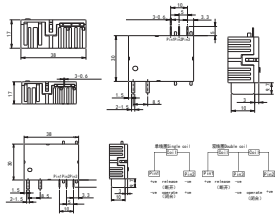	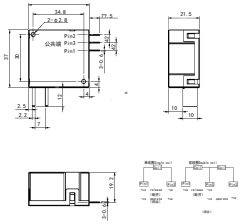
约75g	约42g	约65g
PCB	PCB	PCB
HF:HFE21	HF:HFE19-90	HF:HFE19-90
119-120	121-122	123-124

Signal Relay Series 信号继电器系列--JY4100F

FEATURES特点

- Up to 3A Amps ultra-small relay
  最大可达3A超小型继电器
- Sealed type structure
  密集型结构
- Standard type & high sensitivity type available
  标准型及高感度型
- Overall dimensions (15.5X10.5X11.7) mm
  外形尺寸（15.5X10.5X11.7）mm



CONTACT PARAMETERS触点参数

Contact Form触点形式	C-1组转换		
Rating Load (Resistive) 额定负载（阻性）	1A 250VAC/30VDC	3A 250VAC/30VDC	5A 125VAC/30VDC
Max. Switching Current最大切换电流	1A	3A	5A
Max.Switching Voltage最大切换电压	250VAC	250VAC	125VAC
Max.Switching Power最大切换功率	250VA/30W	750VA/90W	625VA/150W

CHARACTERISTICS性能参数

Contact Materials触点材料	Ag Alloy银合金	
Contact Resistance接触电阻	50mΩ Max	
Operate Time吸合时间	5ms. Max	
Release Time释放时间	5ms. Max	
Insulation Resistance绝缘电阻	100MΩ Min.(DC500V)	
Initial Dielectric Strength介质耐压	between open contacts: 触点与触点间：	AC750V,50/60Hz 1Min
	between contacts and coil: 触点与线圈间：	AC1000V,50/60Hz 1Min
Vibration Resistance抗振动	Damage limits: 耐久：	10～55Hz Double Amplitude双振幅1.5mm
	Malfunction: 误动作：	10～55Hz Double Amplitude双振幅1.5mm
Shock Resistance抗冲击	Damage limits: 耐久：	100G Min
	Malfunction: 误动作：	10G Min
Life寿命	Mechanical Life (10800 per hour) 机械寿命（每小时10800次）	1×10^7
	Electrical Life (1800 per hour) 电气寿命（每小时1800次）	1×10^5
Ambient Temperature环境温度	−25℃～+70℃（No condensation）（不冷凝）	
Unit Weight单位重量	约Approx.4.0g	

COIL RATINGS (at23℃) 线圈参数（在23℃)

Coil Nominal Voltage 额定电压 (VDC)	Nominal Current 额定电流 ±10%(mA)	Coil Resistance 线圈电阻 ±10%（Ω）	Max. Continuous Voltage 最大连续外加电压	Pick-Up Voltage 吸合电压 (Max)	Drop-Out Voltage 释放电压 (Min)	Rated power 额定功率
3	122.00	25	Coil Nominal Voltage 130% 额定电压的130%	Coil Nominal Voltage 75% 额定电压的75%	Coil Nominal Voltage 10% 额定电压的10%	About 0.36 W 约0.36W
5	71.43	70				
6	60.00	100				
9	40.00	223				
12	30.00	400				
24	15.00	1,600				

Coil Nominal Voltage 额定电压 (VDC)	Nominal Current 额定电流 ±10(mA)	Coil Resistance 线圈电阻 ±10%（Ω）	Max. Continuous Voltage 最大连续外加电压	Pick-Up Voltage 吸合电压 (Max)	Drop-Out Voltage 释放电压 (Min)	Rated power 额定功率
3	66.67	45	Coil Nominal Voltage 130% 额定电压的130%	Coil Nominal Voltage 75% 额定电压的75%	Coil Nominal Voltage 10% 额定电压的10%	About 0.20 W 约0.20W
5	40.00	125				
6	33.33	180				
9	22.22	405				
12	16.67	720				
24	8.33	2,880				
3	150.00	20				About 0.45 W 约0. 45W
5	90.00	55				
6	75.00	80				
9	50.00	180				
12	37.50	320				
24	18.75	1,280				

SAFETY STANDARD安规认证

AuthType Basic认证类别	CQC	UL/C__UL
Authentication Load 认证负载	3A 250VAC	3A 250VAC/30VDC

ORDERING INFORMATION订货标记

JY4100F-S-DC12V-C-L-1-(XXX)
1 2 3 4 5 6 7

1.Model Number基本型号: JY4100F

2.Encapsulation form:S-Plastic Sealed SH:Fluk proofed
封装形式：S-塑封型 SH-防焊剂型

3.Coil Voltage线圈规格（VDC）：
DC3V,DC5V,DC6V,DC9V,DC12V,DC24V

4.Contact Form:C-1Form C
触点形式：C-1组转换

5. Coil power: No -0.20W, L-0.36W, H-0.45W
线圈功率：无-0.20W，L-0.36W，H-0.45W

6. Load Current:No-3A,1-1A,5-5A
负载电流：无-3A，1-1A，5-5A

7.Customer Special Code :XXX-Customer Special Requirements
No - Standard Type
客户特性号：XXX-客户特殊要求，无-标准型

OUTLINE DIMENSIONS(UNIT:mm)外形尺寸（单位：mm）

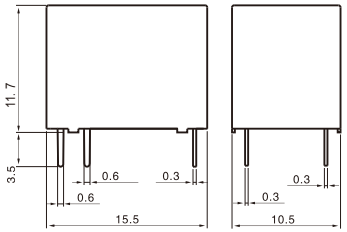

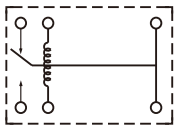

Wiring diagram (bottom view)
接线图（底视图）

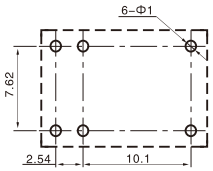

Mounting hole size (bottom view)
安装孔尺寸（底视图）

Undimensioned tolerance: <1mm: ±0.2mm 1~5mm: ±0.3mm >5mm: ±0.4mm
未标注尺寸公差：<1mm：±0.2mm 1~5mm：±0.3mm >5mm：±0.4mm

Note: 1.The size of the lead foot is pre welding dimension. 注：1、引出脚尺寸为预焊前尺寸
2.installation hole size tolerance: + 0.1mm 2、安装孔尺寸公差：±0. 1mm

PERFORMANCE CHART性能曲线图

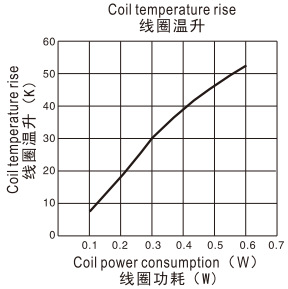

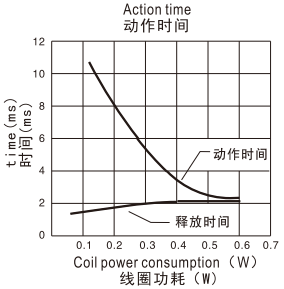

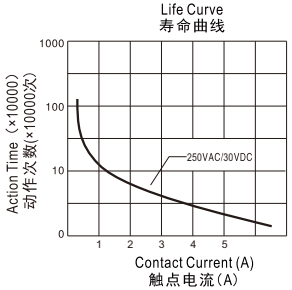

TYPICAL USE典型用途

- Communication equipment, Office equipment, Household appliances, Audio equipment, Etc.
- 通讯设备，办公设备，家用电器，音响设备等。

Signal Relay Series 信号继电器系列--JY4101F

FEATURES特点

- 3A Amps super miniature relay
  3A超小型继电器
- 1.5kV dielectris strength(between coil and contacts)
  线圈与触点间介质耐压1.5kV
- Standard type & high sensitivity type available
  标准型及高感度型
- Overall dimensions (15.5X10.5X11.7)mm
  外形尺寸（15.5X10.5X11.7）mm



CONTACT PARAMETERS触点参数

Contact Form触点形式	C-1组转换		
Rating Load(Resistive)额定负载（阻性）	1A 250VAC/30VDC	3A 250VAC/30VDC	5A 125VAC/30VDC
Max. Switching Current最大切换电流	1A	3A	5A
Max.Switching Voltage最大切换电压	250VAC	250VAC	125VAC
Max.Switching Power最大切换功率	250VA/30W	750VA/90W	625VA/150W

CHARACTERISTICS性能参数

Contact Materials触点材料	Ag Alloy银合金	
Contact Resistance接触电阻	50mΩ Max	
Operate Time吸合时间	5ms. Max	
Release Time释放时间	5ms. Max	
Insulation Resistance绝缘电阻	100MΩ Min.(DC500V)	
Initial Dielectric Strength介质耐压	between open contacts: 触点与触点间：	AC750V,50/60Hz 1Min
	between contacts and coil: 触点与线圈间：	AC1500V,50/60Hz 1Min
Vibration Resistance抗振动	Damage limits: 耐久：	10～55Hz Double Amplitude双振幅1.5mm
	Malfunction: 误动作：	10～55Hz Double Amplitude双振幅1.5mm
Shock Resistance抗冲击	Damage limits: 耐久：	100G Min
	Malfunction: 误动作：	10G Min
Life寿命	Mechanical Life (10800 per hour) 机械寿命（每小时10800次）	1×10^7
	Electrical Life (1800 per hour) 电气寿命（每小时1800次）	1×10^5
Ambient Temperature环境温度	-25℃～+70℃（No condensation）（不冷凝）	
Unit Weight单位重量	约Approx.4.0g	

COIL RATINGS（at23℃）线圈参数（在23℃）

Coil Nominal Voltage 额定电压（VDC）	Nominal Current 额定电流 ±10%(mA)	Coil Resistance 线圈电阻 ±10%（Ω）	Max. Continuous Voltage 最大连续外加电压	Pick-Up Voltage 吸合电压（Max）	Drop-Out Voltage 释放电压 (Min)	Rated power 额定功率
3	120.00	25	Coil Nominal Voltage 130% 额定电压的 130%	Coil Nominal Voltage 75% 额定电压的 75%	Coil Nominal Voltage 10% 额定电压的 10%	About 0.36W 约0.36W
5	71.43	70				
6	60.00	100				
9	40.00	225				
12	30.00	400				
24	15.00	1,600				

Coil Nominal Voltage 额定电压（VDC）	Nominal Current 额定电流 ±10(mA)	Coil Resistance 线圈电阻 ±10%（Ω）	Max. Continuous Voltage 最大连续外加电压	Pick-Up Voltage 吸合电压（Max）	Drop-Out Voltage 释放电压 (Min)	Rated power 额定功率
3	66.67	45	Coil Nominal Voltage 130% 额定电压的 130%	Coil Nominal Voltage 75% 额定电压的 75%	Coil Nominal Voltage 10% 额定电压的 10%	About 0.20 W 约0.20W
5	40.00	125				
6	33.33	180				
9	22.22	405				
12	16.67	720				
24	8.33	2,880				
3	150.00	20				About 0.45 W 约0. 45W
5	90.00	55				
6	75.00	80				
9	50.00	180				
12	37.50	320				
24	18.75	1,280				

ORDERING INFORMATION订货标记

JY4101F-S-DC12V-C-L-1-(XXX)
1 2 3 4 5 6 7

1.Model Number基本型号: JY4101F

2.Encapsulation form:S-Plastic Sealed SH:Fluk proofed
封装形式：S-塑封型 SH-防助焊剂型

3.Coil Voltage线圈规格（VDC）：
DC3V,DC5V,DC6V,DC9V,DC12V,DC24V,

4.Contact Form: C-1Form C
触点形式:C-1组转换

5. Coil power: no -0.20W, L-0.36W, H-0.45W
线圈功率:无-0.20W，L-0.36W，H-0.45W

6. Load Current:No-3A,1-1A,5-5A
负载电流:无-3A，1-1A，5-5A

7.Customer Special Code :XXX-Customer Special Requirements
No - Standard Type
客户特性号: XXX-客户特殊要求，无-标准型

SAFETY STANDARD安规认证

AuthType Basic认证类别	CQC	UL/C__UL
Authentication Load 认证负载	3A 250VAC	3A 250VAC/30VDC

OUTLINE DIMENSIONS（UNIT:mm)外形尺寸（单位：mm）

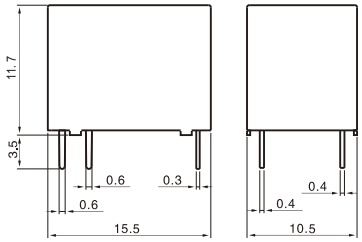

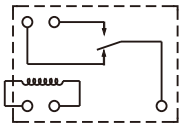

Wiring diagram (bottom view)
接线图（底视图）

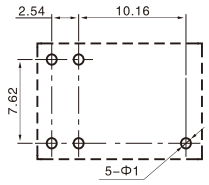

Mounting hole size (bottom view)
安装孔尺寸（底视图）

Undimensioned tolerance: ＜1mm：±0.2mm 1~5mm：±0.3mm ＞5mm：±0.4mm
未标注尺寸公差：＜1mm：±0.2mm 1~5mm：±0.3mm ＞5mm：±0.4mm

Note: 1.The size of the lead foot is pre welding dimension.
2.installation hole size tolerance: + 0.1mm

注：1、引出脚尺寸为预焊前尺寸
2、安装孔尺寸公差：±0. 1mm

PERFORMANCE CHART性能曲线图

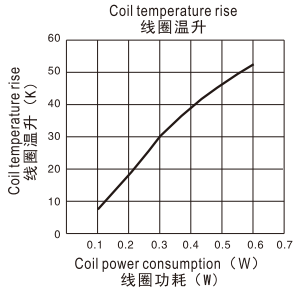

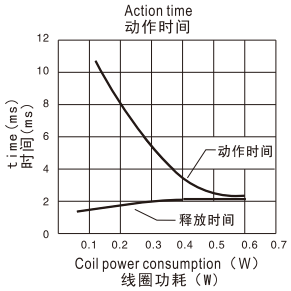

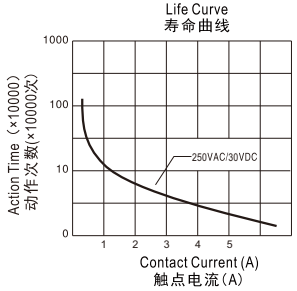

TYPICAL USE典型用途

- Communication equipment, Office equipment, Household appliances, Audio equipment, Etc.
- 通讯设备，办公设备，家用电器，音响设备等。

Signal Relay Series 信号继电器系列--JY23F

FEATURES特点

- 3A Amps super miniature relay
  3A超小型继电器
- 1kV dielectric strength (between coil and contacts)
  线圈与触点间介质耐压1kV
- 1 Form C configurations
  具有一组转换触点形式
- Overall dimensions (12.3X7.4X10.1)mm
  外形尺寸（12.3X7.4X10.1）mm



CONTACT PARAMETERS触点参数

Contact Form触点形式	C-1Form C
Rating Load(Resistive)额定负载（阻性）	3A 125VAC/30VDC
Max. Switching Current最大切换电流	3A
Max.Switching Voltage最大切换电压	250VAC
Max.Switching Power最大切换功率	750VA/90W

CHARACTERISTICS性能参数

Contact Materials触点材料	Ag Alloy银合金	
Contact Resistance接触电阻	50mΩ Max	
Operate Time吸合时间	5ms.Max	
Release Time释放时间	5ms.Max	
Insulation Resistance绝缘电阻	100MΩ Min.(DC500V)	
Initial Dielectric Strength介质耐压	between open contacts: 触点与触点间：	AC500V,50/60Hz 1Min
	between contacts and coil: 触点与线圈间：	AC1000V,50/60Hz 1Min
Vibration Resistance抗振动	Damage limits: 耐久：	10～55Hz Double Amplitude双振幅1.5mm
	Malfunction: 误动作：	10～55Hz Double Amplitude双振幅1.5mm
Shock Resistance抗冲击	Damage limits: 耐久：	100G Min
	Malfunction: 误动作：	10G Min
Life寿命	Mechanical Life (10800 per hour) 机械寿命（每小时10800次）	1×10^7
	Electrical Life (1800 per hour) 电气寿命（每小时1800次）	1×10^5
Ambient Temperature环境温度	-40℃～+70℃（No condensation）（不冷凝）	
Unit Weight单位重量	约Approx.2.2g	

COIL RATINGS(at23℃）线圈参数（在23℃)

Coil Nominal Voltage 额定电压 (VDC)	Nominal Current 额定电流 ±10(mA)	Coil Resistance 线圈电阻 ±10%（Ω）	Max. Continuous Voltage 最大连续外加电压	Pick-Up Voltage 吸合电压 (Max)	Drop-Out Voltage 释放电压 (Min)	Rated power 额定功率
3	50.00	60	Coil Nominal Voltage 150% 额定电压的150%	Coil Nominal Voltage 75% 额定电压的75%	Coil Nominal Voltage 10% 额定电压的10%	0.15 W
5	30.12	166				
6	25.00	240				
9	16.67	540				
12	12.50	960				
24	6.25	3,840				
3	66.67	45	Coil Nominal Voltage 150% 额定电压的150%	Coil Nominal Voltage 75% 额定电压的75%	Coil Nominal Voltage 5% 额定电压的5%	0.20 W
5	40.00	125				
6	33.33	180				
9	22.22	405				
12	16.67	720				
24	8.33	2,880				

ORDERING INFORMATION订货标记

JY23F-S-DC12V-C-L-(XXX)
1 2 3 4 5 6

1.Model Number基本型号JY23F

2.Encapsulation form:
S-Plastic Sealed SH:Fluk proofed
封装形式：S-塑封型 SH-防助焊剂型

3.Coil Voltage线圈规格（VDC）：
DC3V,DC5V,DC6V,DC9V,DC12V,DC24V

4.Contact Form: C-1Form C
触点形式：C-1组转换

5.Coil Power: L-sensitive type (0.15W),
No-standard type (0.2W)
线圈功率：无-标准型(0.2W)，L-灵敏型(0.15W)

6. Customer Special Code :XXX-Customer Special Requirements
No - Standard Type
客户特性号：XXX-客户特殊要求，无-标准型

TYPICAL USE典型用途

- Automatic control, Communication equipment, Modem, Computer peripherals, Etc.
- 自动控制，通讯设备，调制解调器、电脑周边设备等。

SAFETY STANDARD安规认证

AuthType Basic认证类别	CQC	UL/C__UL
Authentication Load 认证负载	3A 125VAC	3A 125VAC 3A 30VDC

OUTLINE DIMENSIONS (UNIT:mm)外形尺寸（单位：mm）

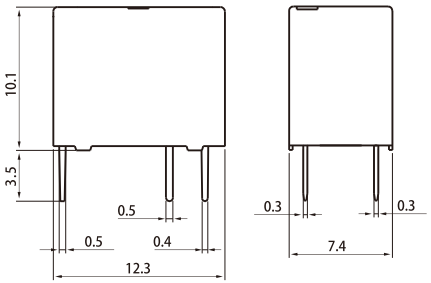

Dimensions尺寸　　Dimensions尺寸

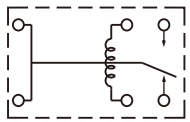

Wiring diagram (bottom view)
接线图（底视图）

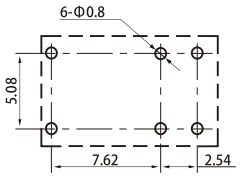

Mounting hole size (bottom view)
安装孔尺寸（底视图）

Undimensioned tolerance: <1mm: ±0.2mm 1~5mm: ±0.3mm >5mm: ±0.4mm
未标注尺寸公差：<1mm：±0.2mm 1~5mm：±0.3mm >5mm：±0.4mm

Note: 1.The size of the lead foot is pre welding dimension. 注：1、引出脚尺寸为预焊前尺寸
2.installation hole size tolerance: + 0.1mm　　2、安装孔尺寸公差：±0. 1mm

PERFORMANCE CHART性能曲线图

Max.Switching Power
最大切换功率（W）

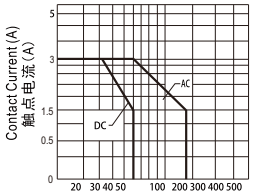

Life Curve
寿命曲线

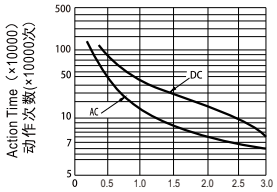

Signal Relay Series 信号继电器系列--JY4078F

FEATURES特点

- 3A Amps super miniature relay
  3A超小型继电器
- Small volume and light weight, apply to dense installation
  体积小及重量轻，适用于密集安装
- 2 Form C configurayions
  具有两组转换触点形式
- Overall dimensions (20.0X10.0X11.6) mm
  外形尺寸（20.0X10.0X11.6）mm



CONTACT PARAMETERS触点参数

Contact Form触点形式	2C-2组转换
Rating Load (Resistive) 额定负载（阻性）	3A 125VAC/30VDC
Max. Switching Current最大切换电流	3A
Max.Switching Voltage最大切换电压	125VAC
Max.Switching Power最大切换功率	375VA/90W

CHARACTERISTICS性能参数

Contact Materials触点材料	Ag Alloy银合金	
Contact Resistance接触电阻	50mΩ Max	
Operate Time吸合时间	6ms.Max	
Release Time释放时间	4ms.Max	
Insulation Resistance绝缘电阻	1000MΩ Min.(DC500V)	
Initial Dielectric Strength介质耐压	between open contacts: 触点与触点间：	AC500V,50/60Hz 1Min
	between contacts and coil: 触点与线圈间：	AC1000V,50/60Hz 1Min
Vibration Resistance抗振动	Damage limits: 耐久：	10～55Hz Double Amplitude双振幅1.5mm
	Malfunction: 误动作：	10～55Hz Double Amplitude双振幅1.5mm
Shock Resistance抗冲击	Damage limits: 耐久：	100G Min
	Malfunction: 误动作：	10G Min
Life寿命	Mechanical Life (10800 per hour) 机械寿命（每小时10800次）	1×10^7
	Electrical Life (1800 per hour) 电气寿命（每小时1800次）	1×10^5
Ambient Temperature环境温度	-40℃～+85℃（No condensation）（不冷凝）	
Unit Weight单位重量	约Approx.5.0g	

COIL RATINGS（at23℃）线圈参数（在23℃）

Coil Nominal Voltage 额定电压（VDC）	Nominal Current 额定电流 ±10%(mA)	Coil Resistance 线圈电阻 ±10%（Ω）	Max. Continuous Voltage 最大连续外加电压	Pick-Up Voltage 吸合电压（Max）	Drop-Out Voltage 释放电压 (Min)	Rated power 额定功率
3	50	60	Coil Nominal Voltage 130% 额定电压的130%	Coil Nominal Voltage 75% 额定电压的75%	Coil Nominal Voltage 10% 额定电压的10%	About 0.15W 约0.15W
5	30	167				
6	25	240				
9	16.6	540				
12	12.5	960				
24	6.25	3,840				
3	66.67	45				About 0.20W 约0.20W
5	40.00	125				
6	33.33	180				
9	22.22	405				
12	16.67	720				
24	8.33	2,880				
3	120.00	25				About 0.36 W 约0.36W
5	72.00	69				
6	60.00	100				
9	40.00	225				
12	30.00	400				
24	15.00	1,600				
3	150.00	20				About 0.45 W 约0.45W
5	90.00	55.6				
6	75.00	80				
9	50.00	180				
12	37.50	320				
24	18.80	1,280				

SAFETY STANDARD安规认证

AuthType Basic认证类别	CQC	UL/C__UL
Authentication Load 认证负载	3A 125VAC	3A 125VAC 3A 30VDC

ORDERING INFORMATION订货标记

JY4078F-S-DC12V-2C-L-(XXX)
1 2 3 4 5 6

1.Model Number基本型号: JY4078F

2.Encapsulation form:S-Plastic Sealed SH:Fluk proofed
封装形式：S-塑封型 SH-防焊剂型

3.Coil Voltage线圈规格（VDC）：
DC3V,DC5V,DC6V,DC9V,DC12V,DC24V

4.Contact Form: 2C-2Form C
触电形式:2C-2组转换

5. Coil power:No -0.20W, L-0.15W, M-0.36W,H-0.45W
线圈功率:无-0.20W,L-0.15W, M-0.36W,H-0.45W

6.Customer Special Code :XXX-Customer Special Requirements
No - Standard Type
客户特性号: XXX-客户特殊要求，无-标准型

OUTLINE DIMENSIONS（UNIT:mm)外形尺寸（单位：mm）

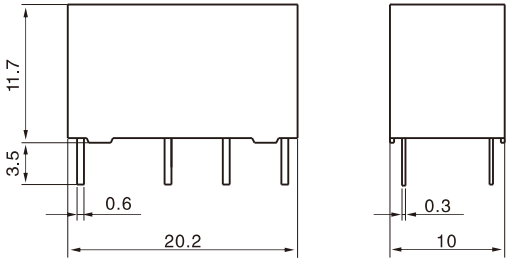

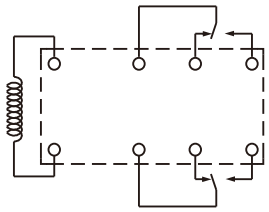

Wiring diagram (bottom view)
接线图（底视图）

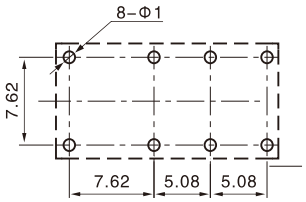

Mounting hole size (bottom view)
安装孔尺寸（底视图）

Undimensioned tolerance: ＜1mm：±0.2mm 1~5mm：±0.3mm ＞5mm：±0.4mm
未标注尺寸公差：＜1mm：±0.2mm 1~5mm：±0.3mm ＞5mm：±0.4mm

Note: 1.The size of the lead foot is pre welding dimension.
2.installation hole size tolerance: + 0.1mm

注：1、引出脚尺寸为预焊前尺寸
2、安装孔尺寸公差：±0. 1mm

TYPICAL USE典型用途

- Communication equipment, Office equipment, Computer peripherals, Security alarm system, Medical equipment, Etc..
- 通讯设备，办公设备，电脑周边设备，安全报警系统，医疗设备等。

PERFORMANCE CHART性能曲线图

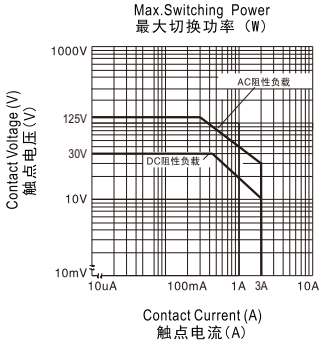

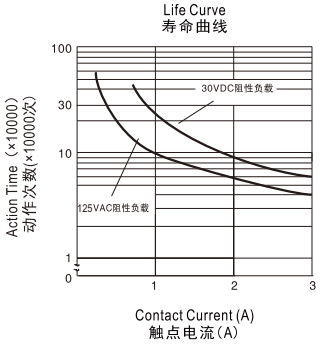

Power Relay Series 功率继电器系列 --JY49F

FEATURES特点

- 7A contact switching capability
  7A触点切换能力
- 3kV dielectric strength (between coil and contacts)
  线圈与触点间介质耐压3kV
- UL insulation system: Class F
  UL绝缘等级:F级
- Overall dimensions (20.0X5.0X12.5)mm
  外形尺寸（20.0X5.0X12.5）mm

CONTACT PARAMETERS触点参数

Contact Form触点形式	A-1组转换
Rating Load（Resistive）额定负载（阻性）	5A/7A 250VAC/30VDC
Max. Switching Current最大切换电流	5A/7A
Max.Switching Voltage最大切换电压	277VAC/30VDC
Max.Switching Power最大切换功率	1939VA/210W

CHARACTERISTICS性能参数

Contact Materials触点材料	Ag Alloy银合金	
Contact Resistance接触电阻	100mΩ Max	
Operate Time吸合时间	10ms.Max	
Release Time释放时间	5ms.Max	
Insulation Resistance绝缘电阻	1000MΩ Min.(DC500V)	
Initial Dielectric Strength介质耐压	between open contacts: 触点与触点间：	AC1,000V,50/60Hz 1Min
	between contacts and coil: 触点与线圈间：	AC3,000V,50/60Hz 1Min
Vibration Resistance抗振动	Damage limits: 耐久：	10～55Hz Double Amplitude双振幅1.5mm
	Malfunction: 误动作：	10～55Hz Double Amplitude双振幅1.5mm
Shock Resistance抗冲击	Damage limits: 耐久：	100G Min
	Malfunction: 误动作：	10G Min
Life寿命	Mechanical Life (10800 per hour) 机械寿命（每小时10800次）	1×10^7
	Electrical Life (1800 per hour) 电气寿命（每小时1800次）	1×10^5
Ambient Temperature环境温度	-40℃～+85℃（No condensation）（不冷凝）	
Unit Weight单位重量	约Approx.3.0g	

COIL RATINGS（at23℃）线圈参数（在23℃）

Coil Nominal Voltage 额定电压（VDC）	Nominal Current 额定电流 ±10%(mA)	Coil Resistance 线圈电阻 ±10%（Ω）	Max. Continuous Voltage 最大连续外加电压	Pick-Up Voltage 吸合电压（Max）	Drop-Out Voltage 释放电压 (Min)	Rated power 额定功率
5	24.00	208	Coil Nominal Voltage 130% 额定电压的 130%	Coil Nominal Voltage 70% 额定电压的 70%	Coil Nominal Voltage 10% 额定电压的 10%	0.12 W
6	20.00	300				
9	13.33	675				
12	10.00	1,200				
24	7.50	3,200				0.18 W

ORDERING INFORMATION订货标记

JY49F-S-DC12V-A-D-1-(XXX)
1 2 3 4 5 6 7

1.Model Number基本型号JY49F

2.Encapsulation form:S-Plastic Sealed SH:Fluk proofed
封装形式：S-塑封型 SH-防焊剂型

3.Coil Voltage线圈规格（VDC）：
DC5V,DC6V,DC9V,DC12V,DC24V

4.Contact Form: A-1Form A
触电形式:A-1组转换

5.Coil Power:No - 0.12W，D-0.18W
线圈功率:无-0.12W，D-0.18W

6.Induces foot position: 1-1 foot position,
2-2 foot position
引出脚位:1－1型脚位，2－2型脚位

7.Customer Special Code :XXX-Customer Special Requirements
No - Standard Type
客户特性号:XXX-客户特殊要求，无-标准型

OUTLINE DIMENSIONS（UNIT:mm)外形尺寸（单位：mm）

Type 1 foot
1型脚位

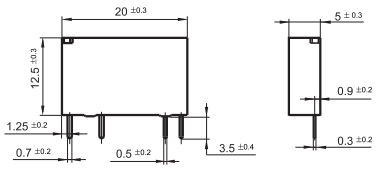

Type 2 foot
2型脚位

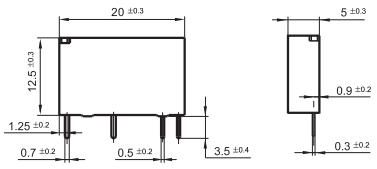

Mounting hole size (bottom view)
安装孔尺寸（底视图）

Type 1 foot
1型脚位

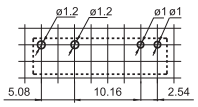

Type 2 foot
2型脚位

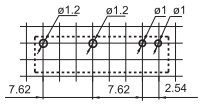

Wiring diagram (bottom view)
接线图（底视图）

Undimensioned tolerance: <1mm：±0.2mm 1~5mm：±0.3mm >5mm：±0.4mm
未标注尺寸公差：<1mm：±0.2mm 1~5mm：±0.3mm >5mm：±0.4mm

Note: 1.The size of the lead foot is pre welding dimension. 注：1、引出脚尺寸为预焊前尺寸
2.installation hole size tolerance: + 0.1mm 2、安装孔尺寸公差：±0. 1mm

SAFETY STANDARD安规认证

AuthType Basic认证类别	CQC	TUV	UL/C__UL
Authentication Load 认证负载	5A/7A 250VAC	5A/7A 250VAC	5A/7A 250VAC

TYPICAL USE典型用途

● Communication ●Safety equipment, Smart home ●PCB Control Board
● Household appliances, Such as air conditioners, Microwave ovens
● 通讯 ●安全设备，智能家居 ●PCB控制板 ●家用电器，如空调，微波炉

PERFORMANCE CHART性能曲线图

Max. operating power
最大切换功率

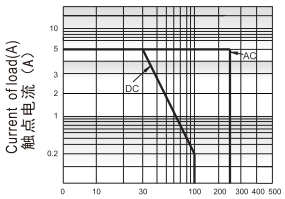

Contact Voltage
触点电压（V）

Electric durability curve
电耐久性曲线

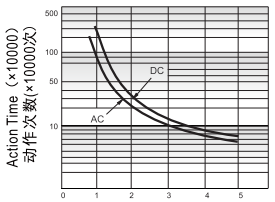

Contact Current (A)
触点电流(A)

Coil temperature rise
线圈温升

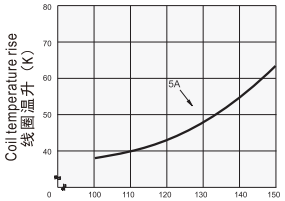

Percentage of coil voltage
线圈电压的百分比

Power Relay Series 功率继电器系列--JY115F

FEATURES特点

- Up to 16A contact switching capability
  高达16A触点切换能力
- Plastic and flux proof are available
  塑封型和防焊剂型可供选择
- 5kV dielectric strength (between coil and contacts)
  线圈与触点间介质耐压5kV
- Overall dimensions (20.9X12.7X15.7) mm
  外形尺寸（20.9X12.7X15.7）mm

CONTACT PARAMETERS触点参数

Contact Form触点形式	A/B/C-1组常开/常闭/转换	2A/2B/2C-2组常开/常闭/转换
Rating Load(Resistive)额定负载（阻性）	12A/16A 250VAC	8A 250VAC
Max. Switching Current最大切换电流	12A/16A	8A
Max.Switching Voltage最大切换电压	250VAC	250VAC
Max.Switching Power最大切换功率	4,000VA/3,000VA	2,000VA

CHARACTERISTICS性能参数

Contact Materials触点材料	Ag Alloy银合金	
Contact Resistance接触电阻	100mΩ Max	
Operate Time吸合时间	15ms .Max	
Release Time释放时间	8ms .Max	
Insulation Resistance绝缘电阻	100MΩ Min.(DC500V)	
Initial Dielectric Strength介质耐压	between open contacts: 断开触点间	AC1,000V,50/60Hz 1Min
	between contacts and coil: 触点与线圈间：	AC5,000V,50/60Hz 1Min
	Contact contact sets: 触点组间：	AC2,500V,50/60Hz 1Min
Vibration Resistance抗振动	Damage limits: 耐久：	10～55Hz Double Amplitude双振幅1.5mm
	Malfunction: 误动作：	10～55Hz Double Amplitude双振幅1.5mm
Shock Resistance抗冲击	Damage limits: 耐久：	100G Min
	Malfunction: 误动作：	10G Min
Life寿命	Mechanical Life (10800 per hour) 机械寿命（每小时10800次）	1×10^7
	Electrical Life (1800 per hour) 电气寿命（每小时1800次）	1×10^5
Ambient Temperature环境温度	-40℃～+85℃（No condensation）（不冷凝）	
Unit Weight单位重量	约Approx.13.5g	

COIL RATINGS(at23℃) 线圈参数（在23℃)

Coil Nominal Voltage 额定电压 (VDC)	Nominal Current 额定电流 ±10%(mA)	Coil Resistance 线圈电阻 ±10%（Ω）	Max. Continuous Voltage 最大连续外加电压	Pick-Up Voltage 吸合电压 (Max)	Drop-Out Voltage 释放电压 (Min)	Rated power 额定功率
5	81.00	63	Coil Nominal Voltage 150% 额定电压的150%	Coil Nominal Voltage 75% 额定电压的75%	Coil Nominal Voltage 10% 额定电压的10%	About 0.40 W 约0. 40W
6	67.00	90				
9	45.00	203				
12	33.00	360				
18	22.00	810				
24	17.00	1440				
48	8.00	5760				
60	6.70	9000				
110	3.60	30250				

ORDERING INFORMATION订货标记

JY115F-S-DC12V-A-D-1-(XXX)
1 2 3 4 5 6 7

1.Model Number基本型号JY115F

2.Encapsulation form:S-Plastic Sealed SH:Fluk proofed
封装形式：S-塑封型 SH-防焊剂型

3.Coil Voltage线圈规格（VDC）：
DC5V,DC6V,DC9V,DC12V,DC18V,DC24V,DC48V,DC60V,DC110V

4.Contact form: A-1Form A, 2A-2Form A
C-1Form B, 2C-2Form B
B-1Form C, 2B-2Form C

触点形式：A-1组常开，2A-2组常开
C-1组转换，2C-2组转换
B-1组常闭，2B-2组常闭

5.结构形式：1:3.5mm一组12A；2:5.0mm一组12A；
3:5.0mm一组16A；4:5.0mm两组8A
Stucture Forms:1:3.5mm 1Pole 12A；2:5.0mm 1Pole 12A；
3:5.0mm 1Pole 16A；4:5.0mm 2Pole 8A

7.Customer Special Code :XXX-Customer Special Requirements
No - Standard Type
客户特性号：XXX-客户特殊要求，无-标准型

OUTLINE DIMENSIONS(UNIT:mm)外形尺寸（单位：mm）

3.5mm引出脚间距/Terminal pitch 3.5mm （CTPR5-□-□□□-1-□□）

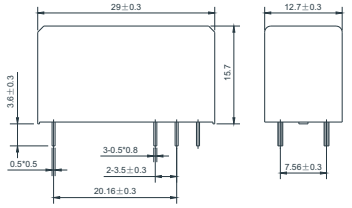

5mm引出脚间距/Terminal pitch 5mm （CTPR5-□-□□□-2/3/4-□□）

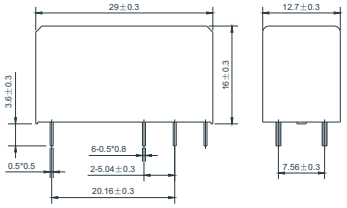

Undimensioned tolerance: <1mm: ±0.2mm 1~5mm: ±0.3mm >5mm: ±0.4mm
未标注尺寸公差：<1mm：±0.2mm 1~5mm：±0.3mm >5mm：±0.4mm
Note: 1.The size of the lead foot is pre welding dimension. 注：1、引出脚尺寸为预焊前尺寸
2.installation hole size tolerance: + 0.1mm 2、安装孔尺寸公差：±0. 1mm

3.5/5mm, 1组/1Pole, 12A

1组常开/1-formA

1组常闭/1-formB

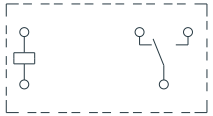

1组转换/1-formC

5mm, 1组/1Pole, 16A

1组常开/1-formA

1组常闭/1-formB

1组转换/1-formC

5mm, 2组/2Pole, 8A

2组常开/2-formA

2组常闭/2-formB

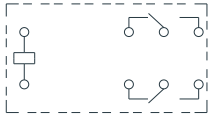

2组转换/2-formC

Wiring diagram (bottom view)
接线图（底视图）

3.5mm 1组 / 1Pole 12A

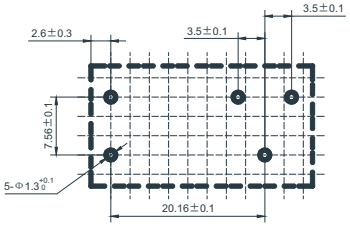

5mm 1组 / 1Pole 12A

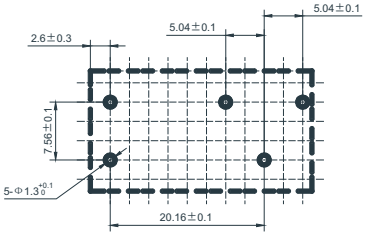

5mm 1组 / 1Pole 16A

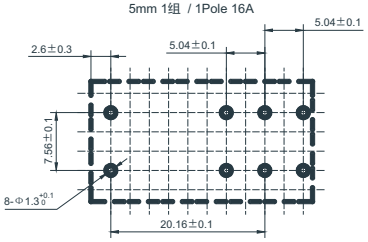

5mm 2组 / 2Pole 8A

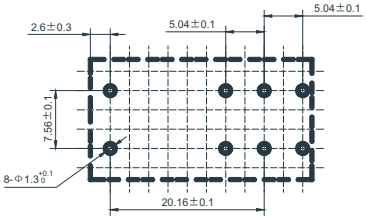

Mounting hole size (bottom view)
安装孔尺寸（底视图）

TYPICAL USE典型用途

- Home Appliances, Intelligent Control, Smart Home, Smart Plug, Air Conditioning, Microwave, Industrial Control, Etc..
- 家用电器，智能控制，智能家居，智能插座，空调，微波炉，工业控制等

PERFORMANCE CHART性能曲线图

Max. operating power
最大切换功率

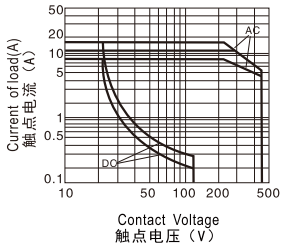

Life Curve
寿命曲线

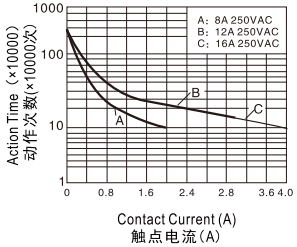

Coil operating temperature range
线圈工作温度范围

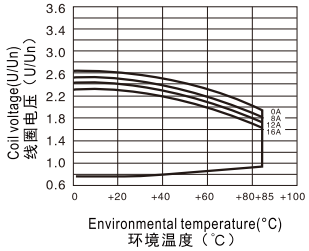

Power Relay Series 功率继电器系列--JY46F

FEATURES特点

- 10A contact switching capability
  10A触点切换能力
- Plastic sealed and dust protected types available
  塑封型和防尘罩型可供选择
- 1 Form A configurayions
  具有一组常开触点形式
- Overall dimensions (20.5X7.0X15.1) mm
  外形尺寸（20.5X7.0X15.1）mm



CONTACT PARAMETERS触点参数

Contact Form触点形式	A-1组常开
Rating Load(Resistive)额定负载（阻性）	5A/7A/10A 250VAC/30VDC
Max. Switching Current最大切换电流	5A/7A/10A
Max.Switching Voltage最大切换电压	250VAC/30VDC
Max.Switching Power最大切换功率	2500VA/300W

CHARACTERISTICS性能参数

Contact Materials触点材料	Ag Alloy银合金	
Contact Resistance接触电阻	100mΩ Max	
Operate Time吸合时间	10ms.Max	
Release Time释放时间	5ms. Max	
Insulation Resistance绝缘电阻	1000MΩ Min.(DC500V)	
Initial Dielectric Strength介质耐压	between open contacts: 触点与触点间：	AC750V,50/60Hz 1Min
	between contacts and coil: 触点与线圈间：	AC4,000V,50/60Hz 1Min
Vibration Resistance抗振动	Damage limits: 耐久：	10～55Hz Double Amplitude双振幅1.5mm
	Malfunction: 误动作：	10～55Hz Double Amplitude双振幅1.5mm
Shock Resistance抗冲击	Damage limits: 耐久：	100G Min
	Malfunction: 误动作：	10G Min
Life寿命	Mechanical Life (10800 per hour) 机械寿命（每小时10800次）	5×10^6
	Electrical Life (1800 per hour) 电气寿命（每小时1800次）	1×10^5
Ambient Temperature环境温度	-40℃～+85℃（No condensation）（不冷凝）	
Unit Weight单位重量	约Approx.3.0g	

COIL RATINGS(at23℃）线圈参数（在23℃)

Coil Nominal Voltage 额定电压 (VDC)	Nominal Current 额定电流 ±10%(mA)	Coil Resistance 线圈电阻 ±10%（Ω）	Max. Continuous Voltage 最大连续外加电压	Pick-Up Voltage 吸合电压 (Max)	Drop-Out Voltage 释放电压 (Min)	Rated power 额定功率
3	66.67	45	Coil Nominal Voltage 130% 额定电压的130%	Coil Nominal Voltage 75% 额定电压的75%	Coil Nominal Voltage 10% 额定电压的10%	0.20W
5	40.00	125				
6	33.33	180				
9	22.22	405				
12	16.67	720				
18	11.11	1,620				
24	8.57	2,880				

ORDERING INFORMATION订货标记

JY46F-S-DC12V-A-(XXX)
1 2 3 4 5

1.Model Number基本型号JY46F

2.Encapsulation form:S-Plastic Sealed SH:Fluk proofed
封装形式：S-塑封型 SH-防焊剂型

3.Coil Voltage线圈规格（VDC）：
DC3V,DC5V,DC6V,DC9V,DC12V,DC18V,DC24V

4.Contact form: A-1Form A
触点形式：A-1组常开

5.Customer Special Code :XXX-Customer Special Requirements
No - Standard Type
客户特性号：XXX-客户特殊要求，无-标准型

SAFETY STANDARD安规认证

AuthType Basic认证类别	CQC	TUV	UL/C__UL
Authentication Load 认证负载	5A/7A/10A 250VAC	5A/7A/10A 250VAC	5A/7A/10A 250VAC

OUTLINE DIMENSIONS（UNIT:mm)外形尺寸（单位：mm）

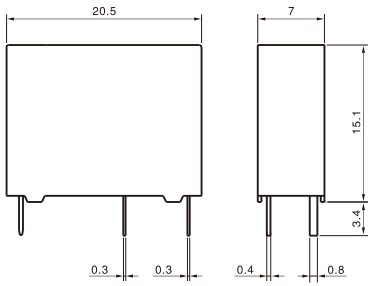

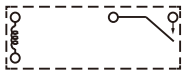

Wiring diagram (bottom view)
接线图（底视图）

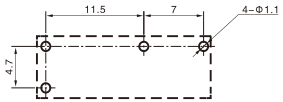

Mounting hole size (bottom view)
安装孔尺寸（底视图）

Undimensioned tolerance: <1mm：±0.2mm 1~5mm：±0.3mm >5mm：±0.4mm
未标注尺寸公差：<1mm：±0.2mm 1~5mm：±0.3mm >5mm：±0.4mm

Note: 1.The size of the lead foot is pre welding dimension. 注：1、引出脚尺寸为预焊前尺寸
2.installation hole size tolerance: + 0.1mm 2、安装孔尺寸公差：±0. 1mm

TYPICAL USE典型用途

● Communication ●Safety equipment, Smart home ●Office equipment, Etc..
● Household appliances, Such as air conditioners, Microwave ovens
● 通讯 ●安全设备，智能家居 ●办公设备等 ●家用电器，如空调，微波炉

PERFORMANCE CHART性能曲线图

Max. operating power
最大切换功率

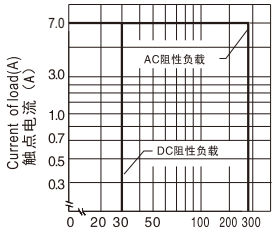

Life Curve
寿命曲线

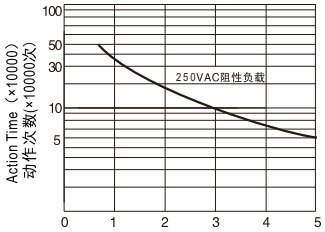

Power Relay Series 功率继电器系列 --JY3FF

FEATURES特点

- Up to 15A contact switching capability
  高达15A触点切换能力
- 1 Form A and 1 Form C configurations
  具有一组常开、一组转换触点形式
- Sockets available
  配有多种插座可供选择
- Overall dimensions (19.6X15.4X15.5) mm.
  外形尺寸（19. 0X15. 4X15. 5）mm。

CONTACT PARAMETERS触点参数

Contact Form触点形式	A-1组常开 B-1组常闭 C-1组转换	
Rating Load（Resistive）额定负载（阻性）	A型：10A 250VAC 15A 125VAC C型：NO：10A 250VAC NC：7A 250VAC	
Max. Switching Current最大切换电流	15A	
Max.Switching Voltage最大切换电压	277VAC/28VDC	
Max.Switching Power最大切换功率	2770VA/280W	

CHARACTERISTICS性能参数

Contact Materials触点材料	Ag Alloy银合金	
Contact Resistance接触电阻	100mΩ Max	
Operate Time吸合时间	10ms. Max	
Release Time释放时间	5ms. Max	
Insulation Resistance绝缘电阻	100MΩ Min.(DC500V)	
Initial Dielectric Strength介质耐压	between open contacts: 触点与触点间：	AC 750V,50/60Hz 1Min
	between contacts and coil: 触点与线圈间：	AC1,500V,50/60Hz 1Min
Vibration Resistance抗振动	Damage limits: 耐久：	10～55Hz Double Amplitude双振幅1.5mm
	Malfunction: 误动作：	10～55Hz Double Amplitude双振幅1.5mm
Shock Resistance抗冲击	Damage limits: 耐久：	100G Min
	Malfunction: 误动作：	10G Min
Life寿命	Mechanical Life (10800 per hour) 机械寿命（每小时10800次）	1×10^7
	Electrical Life (1800 per hour) 电气寿命（每小时1800次）	1×10^5
Ambient Temperature环境温度	-40℃～+105℃（No condensation）（不冷凝）	
Unit Weight单位重量	约Approx.10.0g	

COIL RATINGS（at23℃）线圈参数（在23℃）

Coil Nominal Voltage 额定电压（VDC）	Nominal Current 额定电流 ±10%(mA)	Coil Resistance 线圈电阻 ±10%（Ω）	Max. Continuous Voltage 最大连续外加电压	Pick-Up Voltage 吸合电压（Max）	Drop-Out Voltage 释放电压 (Min)	Rated power 额定功率
3	120.00	25	Coil Nominal Voltage 130% 额定电压的 130%	Coil Nominal Voltage 75% 额定电压的 75%	Coil Nominal Voltage 10% 额定电压的 10%	About 0.36 W 约0. 36W
5	71.42	70				
6	60.00	100				
9	40.00	225				
12	30.00	400				
15	24.00	625				
18	20.00	900				
24	15.00	1,600				
48	7.50	6,400				
3	120.00	25				
5	71.42	70	Coil Nominal Voltage 130% 额定电压的 130	Coil Nominal Voltage 75% 额定电压的 75%	Coil Nominal Voltage 10% 额定电压的 10%	About 0.45 W 约0.45 W
6	60.00	100				
9	40.00	225				
12	30.00	400				
15	24.00	625				
18	20.00	900				
24	15.00	1,600				
48	7.50	6,400				

ORDERING INFORMATION订货标记

JY3FF-S-DC12V-A-D-(XXX)
1 2 3 4 5 6

1.Model Number基本型号JY3FF

2.Encapsulation form:S-Plastic Sealed SH:Fluk proofed
封装形式：S-塑封型 SH-防焊剂型

3.Coil Voltage线圈规格（VDC）：
DC3V,DC5V,DC6V,DC9V,DC12V,DC15V,DC18V,DC24V,DC48V

4.Contact form: A-1Form A，B-1Form B，C-1Form C
触点形式：A-1组常开 B-1组常闭 C-1组转换

5. Coil Power:No - 0.36 W，D-0.45W
线圈功率：无-0.36W，D-0.45W

6.Customer Special Code :XXX-Customer Special Requirements
No - Standard Type
客户特性号：XXX-客户特殊要求，无-标准型

SAFETY STANDARD安规认证

AuthType Basic认证类别	CQC	TUV	UL/C__UL
Authentication Load 认证负载	10A 250VAC	10A 250VAC	15A 125VAC

OUTLINE DIMENSIONS（UNIT:mm)外形尺寸（单位：mm）

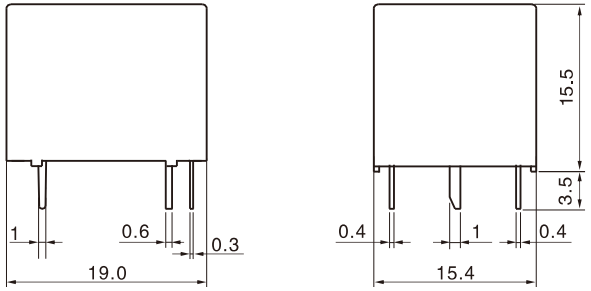

Undimensioned tolerance: ＜1mm：±0.2mm 1~5mm：±0.3mm ＞5mm：±0.4mm
未标注尺寸公差：＜1mm：±0.2mm 1~5mm：±0.3mm ＞5mm：±0.4mm

Note: 1.The size of the lead foot is pre welding dimension. 注：1、引出脚尺寸为预焊前尺寸
2.installation hole size tolerance: + 0.1mm 2、安装孔尺寸公差：±0. 1mm

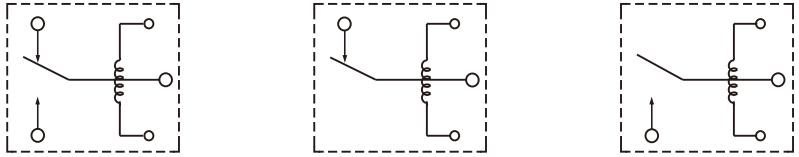

Wiring diagram (bottom view)
接线图（底视图）

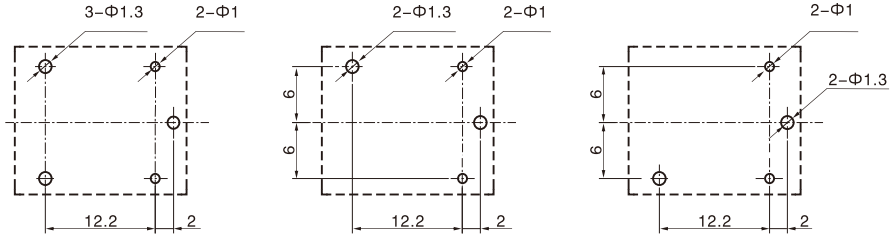

Mounting hole size (bottom view)
安装孔尺寸（底视图）

TYPICAL USE典型用途

- 家用电器：空调、电热器等 Vending Machines
- 办公室设备：电脑、传真机等 Office equipment: Computer, Fax, Etc..
- 智能家居产品 Smart Home Products

PERFORMANCE CHART性能曲线图

Max. operating power
最大切换功率

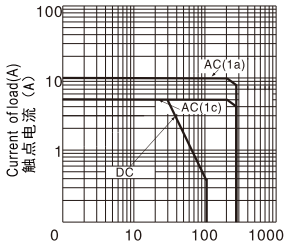

Life Curve
寿命曲线

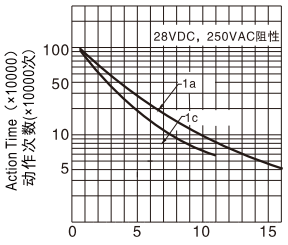

Coil temperature rise
线圈温升

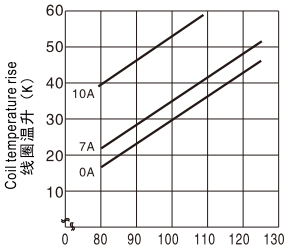

Power Relay Series 功率继电器系列--JY32F

FEATURES特点

- 10A contact switching capability
  高达10A触点切换能力
- Plastic sealed and flux proofed types
  塑封型与防焊剂型可供选择
- 2.5kV dielectris strength(between coil and contacts)
  线圈与触点间介质耐压2.5kV
- Overall dimensions (18.4X10.2X15.5) mm.
  外形尺寸（18. 4X10. 2X15. 5）mm。



CONTACT PARAMETERS触点参数

Contact Form触点形式	A-1组常开 B-1组常闭 C-1组转换	
Rating Load(Resistive)额定负载	5A 250VAC	10A 250VAC
Max. Switching Current最大切换电流	5A	10A
Max.Switching Voltage最大切换电压	250VAC	250VAC
Max.Switching Power最大切换功率	1250VA	2500VA

CHARACTERISTICS性能参数

Contact Materials触点材料	Ag Alloy银合金	
Contact Resistance接触电阻	100mΩ Max	
Operate Time吸合时间	10ms. Max	
Release Time释放时间	10ms. Max	
Insulation Resistance绝缘电阻	1000MΩ Min.(DC500V)	
Initial Dielectric Strength介质耐压	between open contacts: 触点与触点间：	AC1,000V,50/60Hz 1Min
	between contacts and coil: 触点与线圈间：	AC2,500V,50/60Hz 1Min
Vibration Resistance抗振动	Damage limits: 耐久：	10～55Hz Double Amplitude双振幅1.5mm
	Malfunction: 误动作：	10～55Hz Double Amplitude双振幅1.5mm
Shock Resistance抗冲击	Damage limits: 耐久：	100G Min
	Malfunction: 误动作：	10G Min
Life寿命	Mechanical Life (10800 per hour) 机械寿命（每小时10800次）	1×10^7
	Electrical Life (1800 per hour) 电气寿命（每小时1800次）	1×10^5
Ambient Temperature环境温度	-40℃～+85℃（No condensation）（不冷凝）	
Unit Weight单位重量	约Approx.6.0g	

COIL RATINGS（at23℃）线圈参数（在23℃）

Coil Nominal Voltage 额定电压（VDC）	Nominal Current 额定电流 ±10%(mA)	Coil Resistance 线圈电阻 ±10%（Ω）	Max. Continuous Voltage 最大连续外加电压	Pick-Up Voltage 吸合电压（Max）	Drop-Out Voltage 释放电压 (Min)	Rated power 额定功率
5	90.00	55	Coil Nominal Voltage 130% 额定电压的130%	Coil Nominal Voltage 75% 额定电压的75%	Coil Nominal Voltage 10% 额定电压的10%	About 0.45 W 约0. 45W
6	75.00	80				
9	50.00	180				
12	37.00	320				
18	25.00	720				
24	18.75	1280				

Coil Nominal Voltage 额定电压（VDC）	Nominal Current 额定电流 ±10%(mA)	Coil Resistance 线圈电阻 ±10%（Ω）	Max. Continuous Voltage 最大连续外加电压	Pick-Up Voltage 吸合电压（Max）	Drop-Out Voltage 释放电压 (Min)	Rated power 额定功率
5	40.00	125	Coil Nominal Voltage 130% 额定电压的130%	Coil Nominal Voltage 75% 额定电压的75%	Coil Nominal Voltage 10% 额定电压的10%	About 0.2 W 约0. 2W
6	33.33	180				
9	22.22	405				
12	16.67	720				
18	14.81	1620				
24	8.33	2880				

ORDERING INFORMATION订货标记

JY32F-S-DC12V-A-L-H-(XXX)
1 2 3 4 5 6 7

1.Model Number基本型号JY32F

2.Encapsulation form:S-Plastic Sealed SH:Fluk proofed
封装形式：S-塑封型 SH-防焊剂型

3.Coil Voltage线圈规格（VDC）：
DC5V,DC6V,DC9V,DC12V,DC18V,DC24V

4.Contact form:
A-1Form A，B-1Form B，C-1Form C（3A/5A only）
触点形式：A-1组常开，B-1组常闭
C-1组转换（只限3A/5A）

5.Coil Power:No - 0.45 W，L -0.2W
线圈功率:无-0.45W，L-0.2W

6. Load Current:No-5A,H-10A
负载电流:无-5A，H-10A

7.Customer Special Code :XXX-Customer Special Requirements
No - Standard Type
客户特性号：XXX-客户特殊要求，无-标准型

SAFETY STANDARD安规认证

AuthType Basic认证类别	CQC	TUV	UL/C__UL
Authentication Load 认证负载	5A 250VAC 10A 250VAC	5A 250VAC 10A 250VAC	5A 250VAC 10A 250VAC

OUTLINE DIMENSIONS（UNIT:mm)外形尺寸（单位：mm）

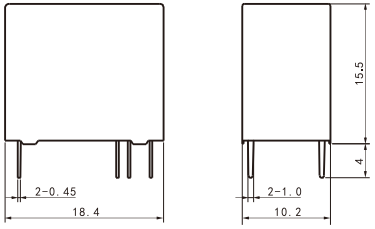

Undimensioned tolerance: <1mm: ±0.2mm 1~5mm: ±0.3mm >5mm: ±0.4mm
未标注尺寸公差：<1mm：±0.2mm 1~5mm：±0.3mm >5mm：±0.4mm

Note: 1.The size of the lead foot is pre welding dimension. 注：1、引出脚尺寸为预焊前尺寸
2.installation hole size tolerance: + 0.1mm 2、安装孔尺寸公差：±0. 1mm

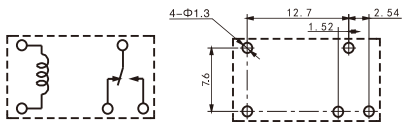

Wiring diagram (bottom view)
接线图（底视图）

Mounting hole size (bottom view)
安装孔尺寸（底视图）

1C

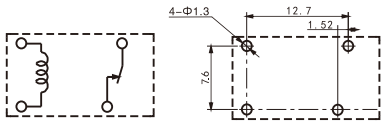

Wiring diagram (bottom view)
接线图（底视图）

Mounting hole size (bottom view)
安装孔尺寸（底视图）

1B

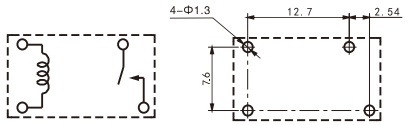

Wiring diagram (bottom view)
接线图（底视图）

Mounting hole size (bottom view)
安装孔尺寸（底视图）

1A

TYPICAL USE典型用途

- Household equipment, Office equipment, Audio, Smart home, Smart socket, Etc..
- 家用设备，办公设备，音响，智能家居，智能插座等

PERFORMANCE CHART性能曲线图

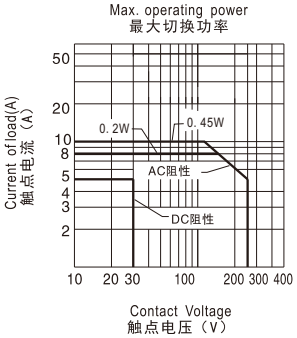

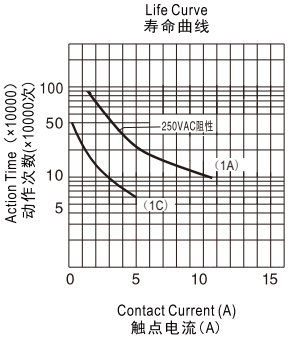

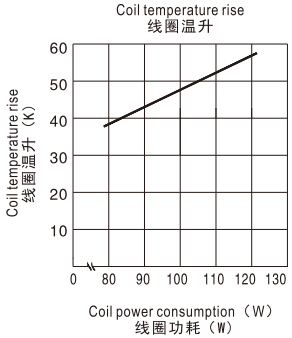

Power Relay Series 功率继电器系列--JYT90F

FEATURES特点

- Up to 40A contact seitching capability
  高达40A触点切换能力
- 2.5kV dielectris strength(between coil and contacts)
  线圈与触点间介质耐压2.5kV
- sealed types and opened types
  可提供密封型或敞开型
- Overall dimensions (30.5X27.4X19.8) mm.
  外形尺寸（30.5X27.4X19.8）mm。



CONTACT PARAMETERS触点参数

Contact Form触点形式	A-1组常开 B-1组常闭 C-1组转换	
Rating Load(Resistive)额定负载	30A 250VAC/30VDC	40A 250VAC/30VDC
Max. Switching Current最大切换电流	30A	40A
Max.Switching Voltage最大切换电压	250VAC	250VAC
Max.Switching Power最大切换功率	7,500VA/900W	10,000VA/1,200W

CHARACTERISTICS性能参数

Contact Materials触点材料	Ag Alloy银合金	
Contact Resistance接触电阻	100mΩ Max	
Operate Time吸合时间	15ms. Max	
Release Time释放时间	10ms. Max	
Insulation Resistance绝缘电阻	100MΩ Min.(DC500V)	
Initial Dielectric Strength介质耐压	between open contacts: 触点与触点间：	AC1,500V,50/60Hz 1Min
	between contacts and coil: 触点与线圈间：	AC2,500V,50/60Hz 1Min
Vibration Resistance抗振动	Damage limits: 耐久：	10～55Hz Double Amplitude双振幅1.5mm
	Malfunction: 误动作：	10～55Hz Double Amplitude双振幅1.5mm
Shock Resistance抗冲击	Damage limits: 耐久：	100G Min
	Malfunction: 误动作：	10G Min
Life寿命	Mechanical Life (10800 per hour) 机械寿命（每小时10800次）	1×10^7
	Electrical Life (600 per hour) 电气寿命（每小时600次）	1×10^5
Ambient Temperature环境温度	－40℃～＋105℃（No condensation）（不冷凝）	
Unit Weight单位重量	约Approx.27.0g	

COIL RATINGS（at23℃）线圈参数（在23℃）

Coil Nominal Voltage 额定电压（VDC）	Nominal Current 额定电流 ±10%(mA)	Coil Resistance 线圈电阻 ±10%（Ω）	Max. Continuous Voltage 最大连续外加电压	Pick-Up Voltage 吸合电压（Max）	Drop-Out Voltage 释放电压 (Min)	Rated power 额定功率
5	180.00	27	Coil Nominal Voltage 130% 额定电压的 130%	Coil Nominal Voltage 75% 额定电压的 75%	Coil Nominal Voltage 10% 额定电压的 10%	About 0.90W 约0. 90W
6	150.00	40				
9	100.00	90				
12	75.00	160				
15	60.00	250				
18	50.00	360				
24	37.50	640				
48	18.75	2,560				
110	8.20	13,400				

ORDERING INFORMATION订货标记

JYT90F-S-DC12V-A-T-(XXX)
1 2 3 4 5 6

1.Model Number基本型号JYT90F

2.Encapsulation form:S-Plastic Sealed SH:Fluk proofed
封装形式：S-塑封型 SH-防焊剂型

3.Coil Voltage线圈规格：
DC5V,DC6V,DC9V,DC12V,DC15V,DC18V,DC24V,
DC48V,DC110V

4.Contact form: A-1Form A，B-1Form B，C-1Form C
触点形式：A-1组常开 B-1组常闭
C-1组转换

5.Load Current:No-30A,T-40A
负载电流：无-30A，T-40A

6.Customer Special Code :XXX-Customer Special Requirements
No - Standard Type
客户特性号：XXX-客户特殊要求，无-标准型

SAFETY STANDARD安规认证

AuthType Basic认证类别	CQC	TUV	UL/C__UL
Authentication Load 认证负载	5A 250VAC 10A 250VAC	5A 250VAC 10A 250VAC	5A 250VAC 10A 250VAC

OUTLINE DIMENSIONS（UNIT:mm)外形尺寸（单位：mm）

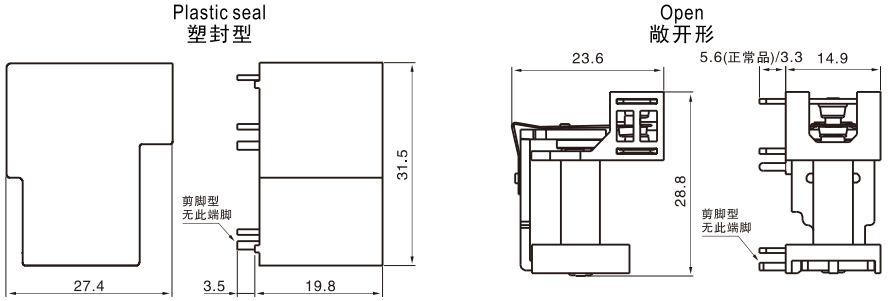

Undimensioned tolerance: <1mm：±0.2mm 1~5mm：±0.3mm >5mm：±0.4mm
未标注尺寸公差：<1mm：±0.2mm 1~5mm：±0.3mm >5mm：±0.4mm

Note: 1.The size of the lead foot is pre welding dimension. 注：1、引出脚尺寸为预焊前尺寸
2.installation hole size tolerance: + 0.1mm 2、安装孔尺寸公差：±0. 1mm

−40 ℃～+85

AC5,000V,50/60Hz 1Min

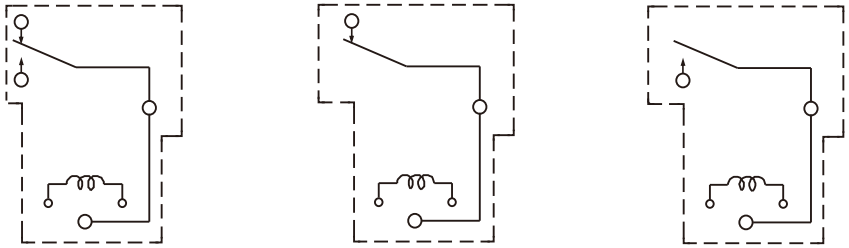

Wiring diagram (bottom view)
接线图（底视图）

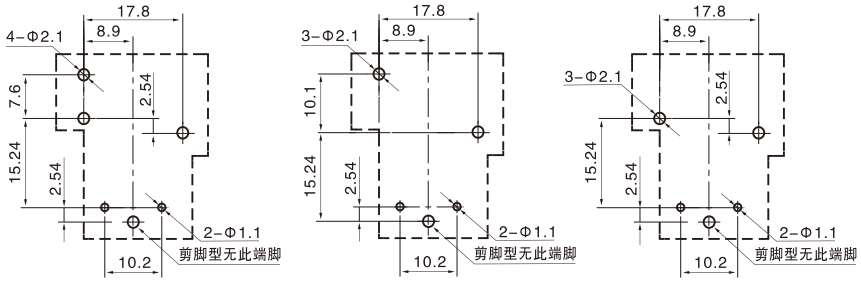

Mounting hole size (bottom view)
安装孔尺寸（底视图）

TYPICAL USE典型用途

● Thermostat. ● Heaters and ventilation ● Air Condition ● Household appliances

● 温控器 ● 加热器和通风装置 ● 空调 ● 家用电器

PERFORMANCE CHART性能曲线图

Coil temperature rise
线圈温升

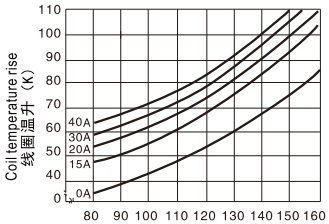

Max. operating power
最大切换功率

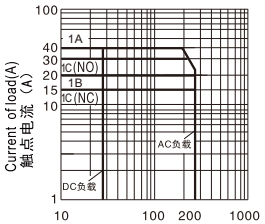

Life Curve
寿命曲线

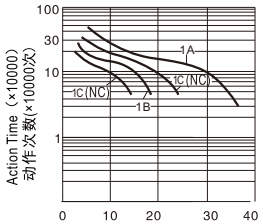

Power Relay Series 功率继电器系列--JYT91F

FEATURES特点

- High contact capacity, up to 30A/250VAC
  尺寸(低外壳)：31.8×27.4×19.8(mm)
  尺寸(高外壳)：31.8×27.4×27.7(mm)
- 30A contact seitching capability
  30A触点切换能力
- 2.5kV dielectris strength(between coil and contacts)
  触点与线圈介质耐压2.5KV
- Exposed or concealed quick connect terminals
  印制板式和快连接式

CONTACT PARAMETERS触点参数

Contact Form触点形式	A-1组常开 B-1组常闭 C-1组转换
Rating Load(Resistive)额定负载	30A 250VAC/30VDC
Max. Switching Current最大切换电流	30A
Max.Switching Voltage最大切换电压	250VAC
Max.Switching Power最大切换功率	7,500VA/900W

CHARACTERISTICS性能参数

Contact Materials触点材料	Ag Alloy银合金	
Contact Resistance接触电阻	100mΩ Max	
Operate Time吸合时间	15ms. Max	
Release Time释放时间	10ms. Max	
Insulation Resistance绝缘电阻	100MΩ Min.(DC500V)	
Initial Dielectric Strength介质耐压	between open contacts: 触点与触点间：	AC1,500V,50/60Hz 1Min
	between contacts and coil: 触点与线圈间：	AC2,500V,50/60Hz 1Min
Vibration Resistance抗振动	Damage limits: 耐久：	10～55Hz Double Amplitude双振幅1.5mm
	Malfunction: 误动作：	10～55Hz Double Amplitude双振幅1.5mm
Shock Resistance抗冲击	Damage limits: 耐久：	100G Min
	Malfunction: 误动作：	10G Min
Life寿命	Mechanical Life (10800 per hour) 机械寿命（每小时10800次）	1×10^7
	Electrical Life (600 per hour) 电气寿命（每小时600次）	1×10^5
Ambient Temperature环境温度	-40℃～+85℃（No condensation）（不冷凝）	
Unit Weight单位重量	约Approx.29.0g	

COIL RATINGS（at23℃）线圈参数（在23℃）

Coil Nominal Voltage 额定电压 (VDC)	Nominal Current 额定电流 ±10%(mA)	Coil Resistance 线圈电阻 ±10%（Ω）	Max. Continuous Voltage 最大连续外加电压	Pick-Up Voltage 吸合电压 (Max)	Drop-Out Voltage 释放电压 (Min)	Rated power 额定功率
5	180.00	27	Coil Nominal Voltage 130% 额定电压的 130%	Coil Nominal Voltage 75% 额定电压的 75%	Coil Nominal Voltage 10% 额定电压的 10%	About 0.90W 约0. 90W
6	150.00	40				
9	100.00	90				
12	75.00	160				
24	37.50	640				
48	18.75	2,560				

ORDERING INFORMATION订货标记

JYT90F-S-DC12V-A-T-(XXX)
1 2 3 4 5 6

1.Model Number基本型号JYT90F

2.Encapsulation form:S-Plastic Sealed SH:Fluk proofed
封装形式：S-塑封型 SH-防焊剂型

3.Coil Voltage线圈规格：
DC5V,DC6V,DC9V,DC12V,DC15V,DC18V,DC24V,
DC48V,DC110V

4.Contact form: A-1Form A，B-1Form B，C-1Form C
触点形式：A-1组常开 B-1组常闭
C-1组转换

5.Case type:No-Low case,T-High case
外壳类型:无-低外壳，T-高外壳

6.Customer Special Code :XXX-Customer Special Requirements
No - Standard Type
客户特性号: XXX-客户特殊要求，无-标准型

OUTLINE, WIRING DIAGRAM, MOUNTING HOLE LAYOUT (UNIT: mm) 外形图、接线图、安装孔尺寸(单位:mm)

JY91F C型

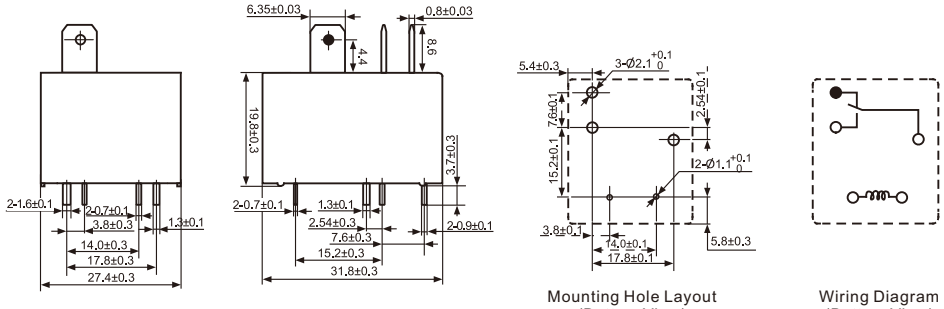

Outline
外形图

Mounting Hole Layout
(Bottom View)
安装孔尺寸
（底视图）

Wiring Diagram
(Bottom View)
接线图
（底视图）

JY91F A型

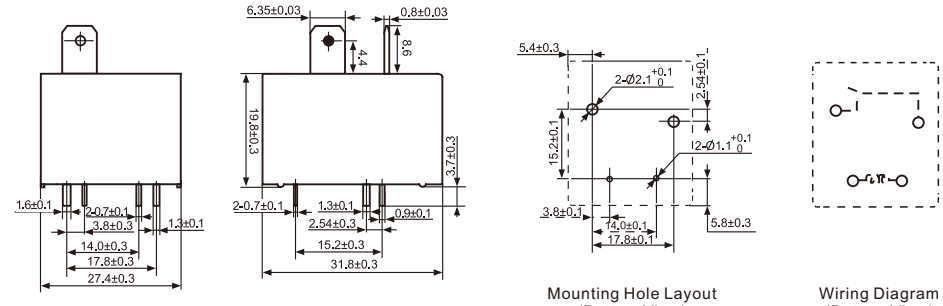

Outline
外形图

Mounting Hole Layout
(Bottom View)
安装孔尺寸
（底视图）

Wiring Diagram
(Bottom View)
接线图
（底视图）

JY91F高外壳 C型

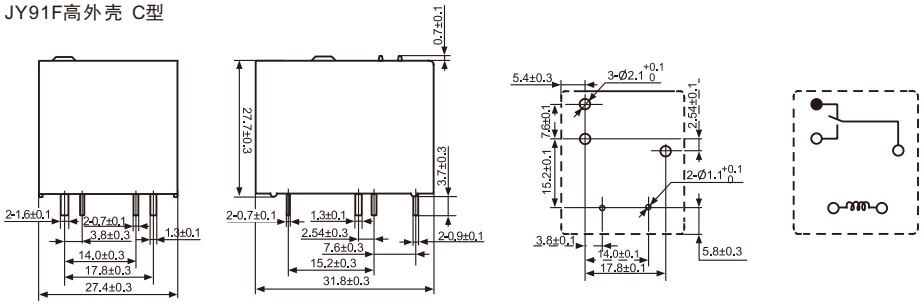

Outline
外形图

Mounting Hole Layout
(Bottom View)
安装孔尺寸
（底视图）

Wiring Diagram
(Bottom View)
接线图
（底视图）

JY91F高外壳 A型

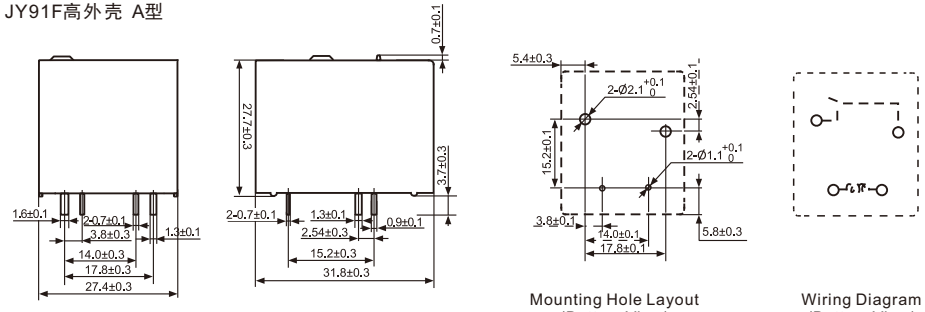

Outline
外形图

Mounting Hole Layout
(Bottom View)
安装孔尺寸
（底视图）

Wiring Diagram
(Bottom View)
接线图
（底视图）

PERFORMANCE CHART性能曲线图

Time Curve
时间曲线

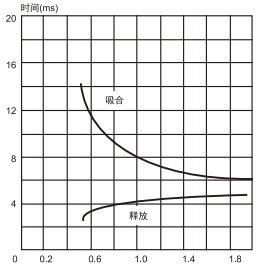

Coil Power (W)
线圈功率(W)

Coil Temperature Rise
线圈温升

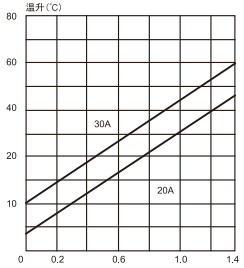

Coil Power (W)
线圈功率(W)

Maximum Switching Power
最大切换功率

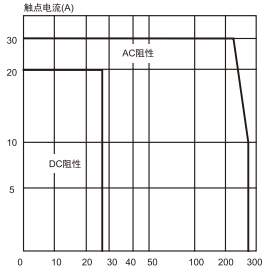

Contact Voltage (V)
触点电压(V)

Life Curves
寿命曲线

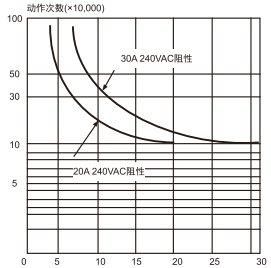

Contact Current (A)
触点电流(A)

Power Relay Series 功率继电器系列 --JYT92F

FEATURES特点

- Up to 30A contact seitching capability
  高达30A触点切换能力
- 2.5kV dielectris strength(between coil and contacts)
  线圈与触点间介质耐压2. 5kV
- sealed types and opened types
  可提供密封型或敞开型
- Overall dimensions (31.8x27.4x19.8) mm.
  外形尺寸（31.8x27.4x19.8）㎜。

CONTACT PARAMETERS触点参数

Contact Form触点形式	A-1组常开 B-1组常闭 C-1组转换
Rating Load (Resistive) 额定负载	30A 250VAC/30VDC
Max. Switching Current最大切换电流	30A
Max.Switching Voltage最大切换电压	250VAC
Max.Switching Power最大切换功率	7500VA/900W

CHARACTERISTICS性能参数

Contact Materials触点材料	Ag Alloy银合金	
Contact Resistance接触电阻	100mΩ Max	
Operate Time吸合时间	15ms. Max	
Release Time释放时间	10ms. Max	
Insulation Resistance绝缘电阻	100MΩ Min.(DC500V)	
Initial Dielectric Strength介质耐压	between open contacts: 触点与触点间：	AC1,500V,50/60Hz 1Min
	between contacts and coil: 触点与线圈间：	AC2,500V,50/60Hz 1Min
Vibration Resistance抗振动	Damage limits: 耐久：	10～55Hz Double Amplitude双振幅1.5mm
	Malfunction: 误动作：	10～55Hz Double Amplitude双振幅1.5mm
Shock Resistance抗冲击	Damage limits: 耐久：	100G Min
	Malfunction: 误动作：	10G Min
Life寿命	Mechanical Life (10800 per hour) 机械寿命（每小时10800次）	1×10^7
	Electrical Life (600 per hour) 电气寿命（每小时600次）	1×10^5
Ambient Temperature环境温度	-40℃～+85℃（No condensation）（不冷凝）	
Unit Weight单位重量	约Approx.27.0g	

COIL RATINGS (at23℃) 线圈参数（在23℃）

Coil Nominal Voltage 额定电压 (VDC)	Nominal Current 额定电流 ±10%(mA)	Coil Resistance 线圈电阻 ±10%（Ω）	Max. Continuous Voltage 最大连续外加电压	Pick-Up Voltage 吸合电压 (Max)	Drop-Out Voltage 释放电压 (Min)	Rated power 额定功率
5	180.00	27	Coil Nominal Voltage 130% 额定电压的130%	Coil Nominal Voltage 75% 额定电压的75%	Coil Nominal Voltage 10% 额定电压的10%	About 0.90W 约0. 90W
6	150.00	40				
9	100.00	90				
12	75.00	160				
15	60.00	250				
18	50.00	360				
24	37.50	640				
48	18.75	2,560				
110	8.20	13,400				

ORDERING INFORMATION订货标记

JYT92F-S-DC12V-A-(XXX)
1 2 3 4 5

1.Model Number基本型号JYT92F

2.Encapsulation form:S-Plastic Sealed SH:Fluk proofed
封装形式：S-塑封型 SH-防焊剂型

3.Coil Voltage线圈规格：
DC5V,DC6V,DC9V,DC12V,DC15V,DC18V,DC24V,
DC48V,DC110V

4.Contact form: A-1Form A，B-1Form B，C-1Form C
触点形式：1组常开，1组常闭
1组转换

5.Customer Special Code :XXX-Customer Special Requirements
No - Standard Type
客户特性号：XXX-客户特殊要求，无-标准型

SAFETY STANDARD安规认证

AuthType Basic认证类别	CQC	TUV	UL/C__UL
Authentication Load 认证负载	30A 250VAC	30A 250VAC	30A 250VAC

OUTLINE DIMENSIONS (UNIT:mm)外形尺寸（单位：mm）

External Chart
外形图

Normalized form
标准型

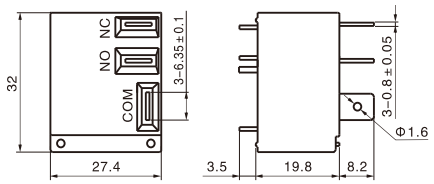

New Architecture Type
新架构型

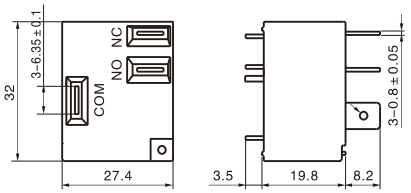

Undimensioned tolerance: ＜1mm：±0.2mm 1~5mm：±0.3mm ＞5mm：±0.4mm
未标注尺寸公差：＜1mm：±0.2mm 1~5mm：±0.3mm ＞5mm：±0.4mm

Note: 1.The size of the lead foot is pre welding dimension. 注：1、引出脚尺寸为预焊前尺寸
2.installation hole size tolerance: + 0.1mm 2、安装孔尺寸公差：±0. 1mm

Wiring diagram
接线图

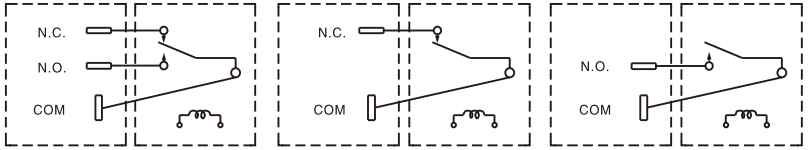

(Top View) (Bottom View) (Top View) (Bottom View) (Top View) (Bottom View)
（顶视图） （底视图） （顶视图） （底视图） （顶视图） （底视图）

Mounting hole size
(bottom view)
安装孔尺寸
（底视图）

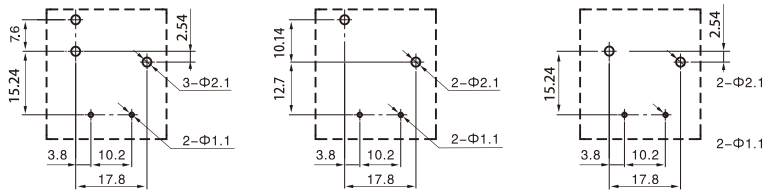

1c 1b 1a

TYPICAL USE典型用途

- Motor control, industrial control, power supply.
- 马达控制, 工业控制，电源

PERFORMANCE CHART性能曲线图

Coil temperature rise
线圈温升

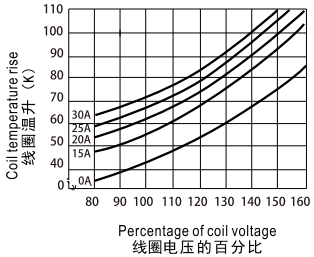

Max. operating power
最大切换功率

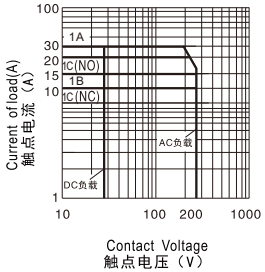

Life Curve
寿命曲线

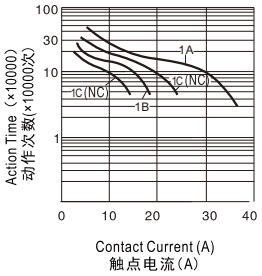

Power Relay Series 功率继电器系列--JY32FN

FEATURES特点



- Microminiature relay
  Dimensions: 18.2×10.2×15.5(mm)
  超小型继电器
  尺寸:18.2×10.2×15.5(mm)
- 20A switching capacity
  20A触点切换能力
- Contact: 1 Form A
  触点形式:一组常开
- Reinforced insulation between coil and contact
  触点线圈间达到加强绝缘

CONTACT PARAMETERS触点参数

Contact Form 触点形式		A-1组常开
Contact Material 触点材料		Ag Alloy
Rated Load 触点负载		10A 250VAC 18A 277VAC 20A 250VAC
Contact Resistance 接触电阻		Max. 100mΩ (6VDC 1A)
负载 Load	Max.Switching Voltage 最大切换电压	277VAC/30VDC
	Max.Switching Current 最大切换电流	20A
	Max.Switching Power 最大切换功率	5540VA/600W
	Min.Switching Load 最小切换电压电流	5VDC, 100mA
寿命 Life	Mechanical durability 电寿命	100,000次
	The durability of electricity 机械寿命	10,000,00次

CHARACTERISTICS性能参数

Contact Materials触点材料	Ag Alloy银合金	
Contact Resistance接触电阻	100mΩ Max	
Operate Time吸合时间	10ms. Max	
Release Time释放时间	10ms. Max	
Insulation Resistance绝缘电阻	100MΩ Min.(DC500V)	
Initial Dielectric Strength介质耐压	between open contacts: 触点与触点间:	AC1,500V,50/60Hz 1Min
	between contacts and coil: 触点与线圈间:	AC4,000V,50/60Hz 1Min
Vibration Resistance抗振动	Damage limits: 耐久:	10～55Hz Double Amplitude双振幅1.5mm
	Malfunction: 误动作:	10～55Hz Double Amplitude双振幅1.5mm
Shock Resistance抗冲击	Damage limits: 耐久:	100G Min
	Malfunction: 误动作:	10G Min
Life寿命	Mechanical Life (10800 per hour) 机械寿命(每小时10800次)	1×10^7
	Electrical Life (600 per hour) 电气寿命(每小时600次)	1×10^5

Ambient Temperature环境温度	-40℃～+85℃(No condensation)(不冷凝)
Unit Weight单位重量	约Approx.6.0g

COIL DATA Ambient Temperature: 23℃线圈规格表 环境温度:23℃

Model 型号规格	Nominal Voltage VDC 线圈额定电压 VDC	Coil Resistance Ω+/-10% 线圈电阻Ω (1±10%)	Operate Voltage ≤VDC 吸合电压VDC	Release Voltage ≥VDC 释放电压VDC	Coil Power mW 额定线圈功率mW
JY32FN-S-DC3V-A	3	20.0	2.25	0.15	450
JY32FN-S-DC5V-A	5	55.6	3.75	0.25	
JY32FN-S-DC6V-A	6	80	4.5	0.30	
JY32FN-S-DC9V-A	9	180	6.75	0.45	
JY32FN-S-DC12V-A	12	320	9.0	0.60	
JY32FN-S-DC18V-A	18	720	12.6	0.90	
JY32FN-S-DC24V-A	24	1280	18.0	1.20	
JY32FN-S-DC48V-A	48	5120	36.0	2.40	
JY32FNH-S-DC3V-A	3	45	2.25	0.15	200
JY32FNH-S-DC5V-A	5	125	3.75	0.25	
JY32FNH-S-DC6V-A	6	180	4.5	0.30	
JY32FNH-S-DC9V-A	9	405	6.75	0.45	
JY32FNH-S-DC12V-A	12	720	9.0	0.60	
JY32FNH-S-DC18V-A	18	1620	12.6	0.90	
JY32FNH-S-DC24V-A	24	2880	18.0	1.20	
JY32FNH-S-DC48V-A	48	11520	36.0	2.40	

ORDERING INFORMATION订货标记

JYT32FN-S-DC12V-A-T-(XXX)
1 2 3 4 5 6

1.Model Number基本型号JY32FN/JY32FNH

2.Encapsulation form:S-Plastic Sealed SH:Fluk proofed
封装形式:S-塑封型 SH-防焊剂型

3.Coil Voltage线圈规格:
DC3V,DC5V,DC6V,DC9V,DC12V,DC18V,DC24V,

4.Contact form: A-1Form A
触点形式:A-1组常开

5.Load Current:No-10A,M-18A,T-20A
负载电流:无-10A,M-18A,T-20A

6.Customer Special Code :XXX-Customer Special Requirements
No - Standard Type
客户特性号:XXX-客户特殊要求,无-标准型

SAFETY STANDARD安规认证

AuthType Basic认证类别	CQC	TUV	UL/C__UL
Authentication Load 认证负载	10A 250VAC 18A 277VAC 20A 250VAC	10A 250VAC 18A 277VAC 20A 250VAC	10A 250VAC 18A 277VAC 20A 250VAC

OUTLINE, WIRING DIAGRAM, MOUNTING HOLE LAYOUT (UNIT: mm) 外形图、接线图、安装孔尺寸(单位:mm)

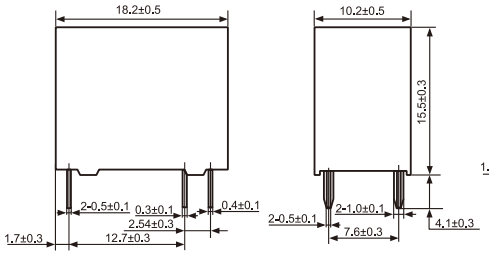

Outline
外形图

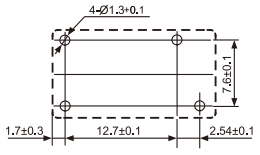

Mounting Hole Layout
(Bottom View)
安装孔尺寸
(底视图)



Wiring Diagram
(Bottom View)
接线图
(底视图)

TYPICAL USE典型用途

- Household equipment, Office equipment, Audio, Smart home, Smart socket, Etc..
- 家用设备，办公设备，音响，智能家居，智能插座等

PERFORMANCE CHART性能曲线图

Max. operating power
最大切换功率

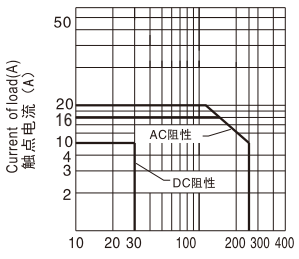

Life Curve
寿命曲线

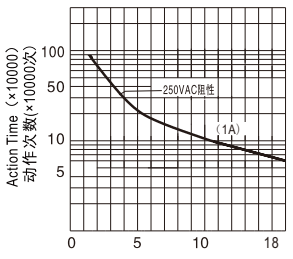

Coil temperature rise
线圈温升

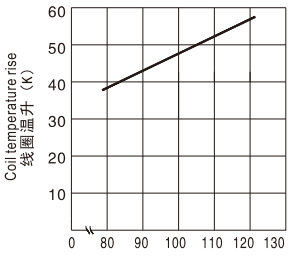

Power Relay Series 功率继电器系列--JY152F

FEATURES特点

- 20A contact seitching capability
  20A触点切换能力
- Plastic sealed and dust protected types available
  塑封型和防尘罩型可供选择
- UL insulation system: Class F
  UL绝缘等级:F级
- Overall dimensions (21.0X16.0X20.6) mm.
  外形尺寸（21.0X16.0X20.6）mm。

CONTACT PARAMETERS触点参数

Contact Form触点形式	A-1组常开 B-1组常闭 C-1组转换
Rating Load(Resistive)额定负载（阻性）	17A 277VAC 20A 125VAC
Max. Switching Current最大切换电流	20A
Max.Switching Voltage最大切换电压	400VAC (NO)
Max.Switching Power最大切换功率	4700VA

CHARACTERISTICS性能参数

Contact Materials触点材料	Ag Alloy银合金	
Contact Resistance接触电阻	100mΩ Max	
Operate Time吸合时间	10ms. Max	
Release Time释放时间	5ms. Max	
Insulation Resistance绝缘电阻	100MΩ Min.(DC500V)	
Initial Dielectric Strength介质耐压	between open contacts: 触点与触点间：	AC1,000V,50/60Hz 1Min
	between contacts and coil: 触点与线圈间：	AC2,500V,50/60Hz 1Min
Vibration Resistance抗振动	Damage limits: 耐久：	10～55Hz Double Amplitude双振幅1.5mm
	Malfunction: 误动作：	10～55Hz Double Amplitude双振幅1.5mm
Shock Resistance抗冲击	Damage limits: 耐久：	100G Min
	Malfunction: 误动作：	10G Min
Life寿命	Mechanical Life (10800 per hour) 机械寿命（每小时10800次）	1×10^7
	Electrical Life (1800 per hour) 电气寿命（每小时1800次）	1×10^5
Ambient Temperature环境温度	-40℃～+105℃（No condensation）（不冷凝）	
Unit Weight单位重量	约Approx.14.0g	

COIL RATINGS（at23℃）线圈参数（在23℃）

Coil Nominal Voltage 额定电压（VDC）	Nominal Current 额定电流 ±10%(mA)	Coil Resistance 线圈电阻 ±10%（Ω）	Max. Continuous Voltage 最大连续外加电压	Pick-Up Voltage 吸合电压（Max）	Drop-Out Voltage 释放电压 (Min)	Rated power 额定功率
3	120.00	25	Coil Nominal Voltage 130% 额定电压的 130%	Coil Nominal Voltage 75% 额定电压的 75%	Coil Nominal Voltage 10% 额定电压的 10%	About 0.36W
5	71.42	70				
6	60.00	100				
9	40.00	225				
12	30.00	400				
15	24.00	625				
18	20.00	900				
24	15.00	1,600				
48	7.50	6,400				

ORDERING INFORMATION订货标记

JY152F-S-DC12V-A-(XXX)
1 2 3 4 5

1.Model Number基本型号 JY152F

2. Encapsulation form:S-Plastic Sealed SH:Fluk proofed
封装形式：S-塑封型 SH-防焊剂型

3.Coil Voltage线圈规格（VDC）：
DC3V,DC5V,DC6V,DC9V,DC12V,DC15V,DC18V,
DC24V,DC48V

4.Contact form: A-1Form A，B-1Form B，C-1Form C
触点形式：A-1组常开 B-1组常闭
C-1组转换

5. Customer Special Code :XXX-Customer Special Requirements
No - Standard Type
客户特性号：XXX-客户特殊要求，无-标准型

SAFETY STANDARD安规认证

AuthType Basic认证类别	CQC	TUV	UL/C__UL
Authentication Load 认证负载	NC 10A 250VAC NO 17A 250VAC	NC 10A 250VAC NO 17A 250VAC	NC 10A 250VAC NO 17A 250VAC

OUTLINE DIMENSIONS（UNIT:mm)外形尺寸（单位：mm）

外形图

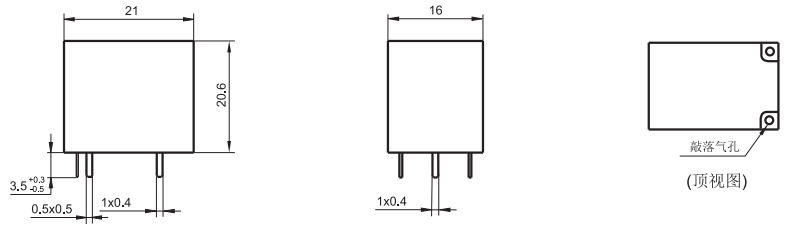

(顶视图)

安装孔尺寸(底视图)

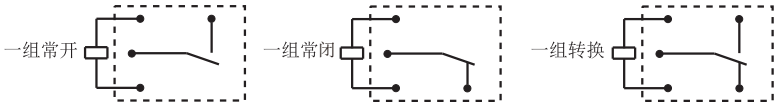

接线图(底视图)

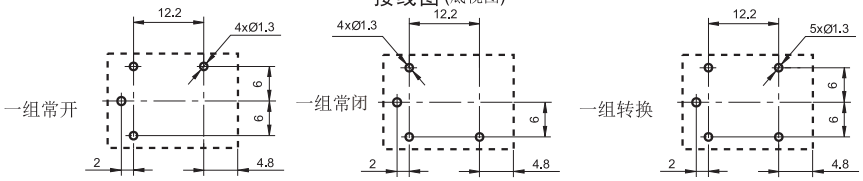

TYPICAL USE典型用途

- Vending Machines
- Household appliances: Air conditioning, Electric heaters, Etc..
- Office equipment: Computer, Fax, Etc..
- Smart Home Products
- 家用电器：空调、电热器等
- 自动售货机
- 办公室设备：电脑、传真机等
- 智能家居产品

PERFORMANCE CHART性能曲线图

最大切换功率

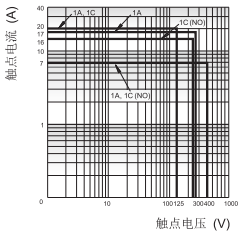

电耐久性曲线

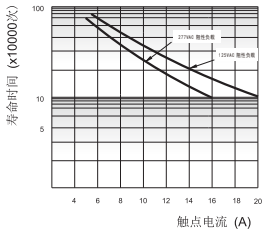

线圈温升

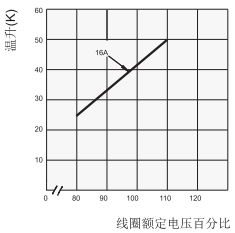

Power Relay Series 功率继电器系列--JY14F

FEATURES特点

- 16A contact seitching capability
  16A触点切换能力
- One set of regular, conversion, two groups of regular, conversion
  一组常开、转换，二组常开、转换
- Plastic sealed and dust protected types available
  塑封型和防尘罩型可供选择
- Overall dimensions (29.2X12.8X20.6) mm.
  外形尺寸（29.2X12.8X20.6）㎜



CONTACT PARAMETERS触点参数

Contact Form触点形式	A-1组常开, C-1组转换,2A-2组常开, 2C-2组转换	
Rating Load（Resistive）额定负载（阻性）	10A 250VAC/28VDC	5A 250VAC/28VDC
Max. Switching Current最大切换电流	10A	5A
Max.Switching Voltage最大切换电压	250VAC	250VAC
Max.Switching Power最大切换功率	2500VA/280W	1,250VA/140W

CHARACTERISTICS性能参数

Contact Materials触点材料	Ag Alloy银合金	
Contact Resistance接触电阻	100mΩ Max	
Operate Time吸合时间	15ms. Max	
Release Time释放时间	5ms. Max	
Insulation Resistance绝缘电阻	100MΩ Min.(DC500V)	
Initial Dielectric Strength介质耐压	between open contacts: 触点与触点间：	AC1000V,50/60Hz 1Min
	between contacts and coil: 触点与线圈间：	AC5800V,50/60Hz 1Min
Vibration Resistance抗振动	Damage limits: 耐久：	10～55Hz Double Amplitude双振幅1.5mm
	Malfunction: 误动作：	10～55Hz Double Amplitude双振幅1.5mm
Shock Resistance抗冲击	Damage limits: 耐久：	100G Min
	Malfunction: 误动作：	10G Min
Life寿命	Mechanical Life (10800 per hour) 机械寿命（每小时10800次）	1×10^7
	Electrical Life (1800 per hour) 电气寿命（每小时1800次）	1×10^5
Ambient Temperature环境温度	-40℃～+105℃（No condensation）（不冷凝）	
Unit Weight单位重量	约Approx.13.0g	

COIL RATINGS（at23℃）线圈参数（在23℃）

Coil Nominal Voltage 额定电压（VDC）	Nominal Current 额定电流 ±10%(mA)	Coil Resistance 线圈电阻 ±10%（Ω）	Max. Continuous Voltage 最大连续外加电压	Pick-Up Voltage 吸合电压（Max）	Drop-Out Voltage 释放电压 (Min)	Rated power 额定功率
3	240	12. 5	Coil Nominal Voltage 130% 额定电压的 130%	Coil Nominal Voltage 70% 额定电压的 70%	Coil Nominal Voltage 10% 额定电压的 10%	About 0.72 W
5	143	35				
6	120	50				
9	80	112. 5				
12	60	200				
24	30	800				
48	15	3200				

Coil Nominal Voltage 额定电压（VDC）	Nominal Current 额定电流 ±10%(mA)	Coil Resistance 线圈电阻 ±10%（Ω）	Max. Continuous Voltage 最大连续外加电压	Pick-Up Voltage 吸合电压（Max）	Drop-Out Voltage 释放电压 (Min)	Rated power 额定功率
3	180.00	17	Coil Nominal Voltage 130% 额定电压的 130%	Coil Nominal Voltage 70% 额定电压的 70%	Coil Nominal Voltage 10% 额定电压的 10%	About 0.54 W
5	108.00	46				
6	90.00	67				
9	60.00	150				
12	45.00	267				
24	22.50	1, 067				
48	11.25	4,267				

ORDERING INFORMATION订货标记

JY14F-S-DC12V-A-D-(XXX)
1 2 3 4 5 6

1.Model Number基本型号JY14F

2.Encapsulation form:S-Plastic Sealed SH:Fluk proofed
封装形式：S-塑封型 SH-防焊剂型

3.Coil Voltage线圈规格（VDC）：
DC3V,DC5V,DC6V,DC9V,DC12V,DC24V,DC48V

4.Contact form: A-1Form A，C-1Form C
2A-2Form A，2C-2Form C
触点形式：1组常开，1组转换
2组常开，2组转换

5.Coil Power:No - 0.54 W,D-0.72W
线圈功率：无-0.54W，D-0. 72W

6.Customer Special Code :XXX-Customer Special Requirements
No - Standard Type
客户特性号：XXX-客户特殊要求，无-标准型

SAFETY STANDARD安规认证

AuthType Basic认证类别	CQC	TUV	UL/C__UL
Authentication Load 认证负载	1组:10A 250VAC 10A 277VAC 2组:5A 250VAC 5A 277VAC	1组:10A 250VAC 10A 28VDC 2组:5A 250VAC 5A 28VDC	1组:10A 250VAC/125VAC 10A 28VDC 2组:5A 250VAC 5A 28VDC

OUTLINE DIMENSIONS（UNIT:mm)外形尺寸（单位：mm）

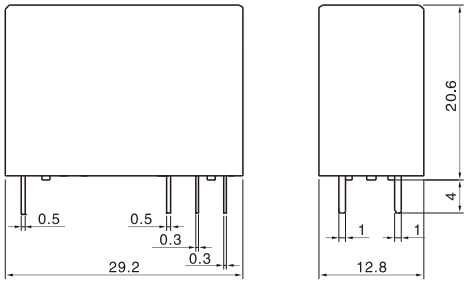

Undimensioned tolerance: <1mm: ±0.2mm 1~5mm: ±0.3mm >5mm: ±0.4mm
未标注尺寸公差：<1mm：±0.2mm 1~5mm：±0.3mm >5mm：±0.4mm
Note: 1.The size of the lead foot is pre welding dimension. 注：1、引出脚尺寸为预焊前尺寸
2.installation hole size tolerance: + 0.1mm 2、安装孔尺寸公差：±0. 1mm

1P-Wiring diagram (bottom view)
1组-接线图（底视图）

1C

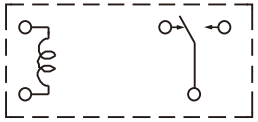

1A

1P-Mounting hole size (bottom view)
1组-安装孔尺寸（底视图）

1C

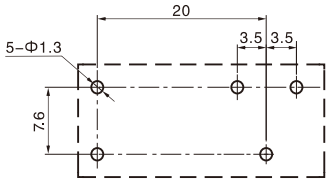

1A

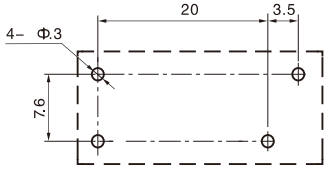

2P Wiring diagram (bottom view)
2组接线图（底视图）

2P Mounting hole size (bottom view)
2组安装孔尺寸（底视图）

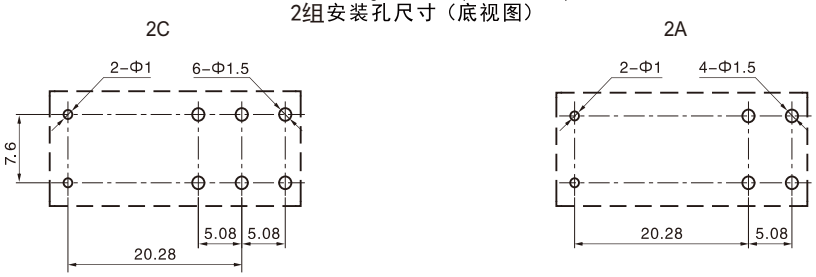

TYPICAL USE典型用途

- Home Appliances, Air-Conditioning, Microwave, Sound, Display, Industrial Control, Instrument, Etc..
- 家用电器，空调，微波炉，音响，显示器，工业控制，仪器仪表等

PERFORMANCE CHART性能曲线图

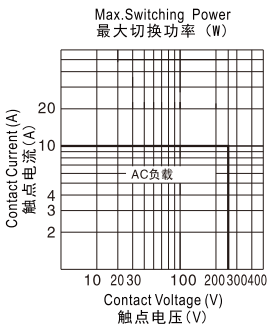

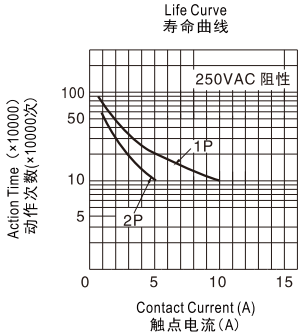

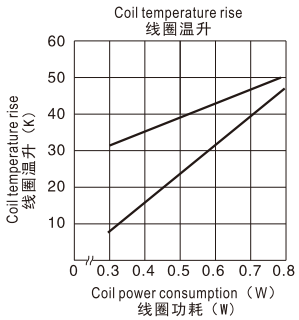

Power Relay Series 功率继电器系列--JY22F

FEATURES特点

- 16A contact switching capability
  16A触点切换能力
- Plastic sealed and dust protected types available
  塑封型和防尘罩型可供选择
- UL insulation system: Class F
  UL绝缘等级:F级
- Overall dimensions (20.3X16.6X20.6) mm.
  外形尺寸（20. 3X16. 6X20. 6）mm。



CONTACT PARAMETERS触点参数

Contact Form触点形式	A-1组常开	B-1组常闭	C-1组转换
Rating Load(Resistive)额定负载（阻性）	16A 250VAC	10A 277VAC	10A/16A 30VDC
Max. Switching Current最大切换电流	16A		
Max.Switching Voltage最大切换电压	250VAC		
Max.Switching Power最大切换功率	4000VA/480W		

CHARACTERISTICS性能参数

Contact Materials触点材料	Ag Alloy银合金	
Contact Resistance接触电阻	100mΩ Max	
Operate Time吸合时间	10ms. Max	
Release Time释放时间	5ms. Max	
Insulation Resistance绝缘电阻	100MΩ Min.(DC500V)	
Initial Dielectric Strength介质耐压	between open contacts: 触点与触点间：	AC1,000V,50/60Hz 1Min
	between contacts and coil: 触点与线圈间：	AC1,500V,50/60Hz 1Min
Vibration Resistance抗振动	Damage limits: 耐久：	10～55Hz Double Amplitude双振幅1.5mm
	Malfunction: 误动作：	10～55Hz Double Amplitude双振幅1.5mm
Shock Resistance抗冲击	Damage limits: 耐久：	100G Min
	Malfunction: 误动作：	10G Min
Life寿命	Mechanical Life (10800 per hour) 机械寿命（每小时10800次）	1×10^7
	Electrical Life (1800 per hour) 电气寿命（每小时1800次）	1×10^5
Ambient Temperature环境温度	-40℃～+105℃（No condensation）（不冷凝）	
Unit Weight单位重量	约Approx.12.0g	

COIL RATINGS（at23℃）线圈参数（在23℃）

Coil Nominal Voltage 额定电压（VDC）	Nominal Current 额定电流 ±10%(mA)	Coil Resistance 线圈电阻 ±10%（Ω）	Max. Continuous Voltage 最大连续外加电压	Pick-Up Voltage 吸合电压（Max）	Drop-Out Voltage 释放电压 (Min)	Rated power 额定功率
3	120.00	25	Coil Nominal Voltage 130% 额定电压的 130%	Coil Nominal Voltage 75% 额定电压的 75%	Coil Nominal Voltage 10% 额定电压的 10%	About 0.36W
5	71.42	70				
6	60.00	100				
9	40.00	225				
12	30.00	400				
15	24.00	625				
18	20.00	900				
24	15.00	1,600				
48	7.50	6,400				
60	6.00	10,000				

ORDERING INFORMATION订货标记

JY22F-S-DC12V-A-T-(XXX)
1 2 3 4 5 6

1.Model Number基本型号 JY22F

2.Encapsulation form:S-Plastic Sealed SH:Fluk proofed
封装形式：S-塑封型 SH-防焊剂型

3.Coil Voltage线圈规格（VDC）：
DC3V,DC5V,DC6V,DC9V,DC12V,DC15V,DC18V,
DC24V,DC48V,DC60V

4.Contact form: A-1Form A，B-1Form B，C-1Form C
触点形式：A-1组常开 B-1组常闭
C-1组转换

5.Load Current:No-10A,T-16A
负载电流：无-10A，T-16A

6.Customer Special Code :XXX- Customer Special Requirements
No - Standard Type
客户特性号：XXX-客户特殊要求，无-标准型

SAFETY STANDARD安规认证

AuthType Basic认证类别	CQC	TUV	UL/C__UL
Authentication Load 认证负载	16A 250VAC 10A 277VAC	16A 250VAC 10A 277VAC	16A 250VAC 10A 277VAC 10A/16A 30VDC

OUTLINE DIMENSIONS（UNIT:mm)外形尺寸（单位：mm）

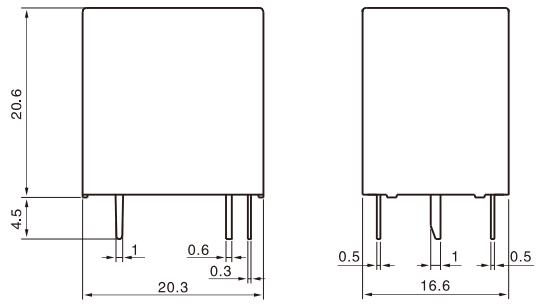

Undimensioned tolerance: <1mm：±0.2mm 1~5mm：±0.3mm >5mm：±0.4mm
未标注尺寸公差：<1mm：±0.2mm 1~5mm：±0.3mm >5mm：±0.4mm
Note: 1.The size of the lead foot is pre welding dimension. 注：1、引出脚尺寸为预焊前尺寸
2.installation hole size tolerance: + 0.1mm 2、安装孔尺寸公差：±0. 1mm

Wiring diagram (bottom view)
接线图（底视图）

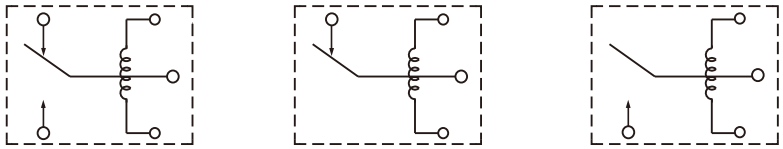

1C 1B 1A

Mounting hole size (bottom view)
安装孔尺寸（底视图）

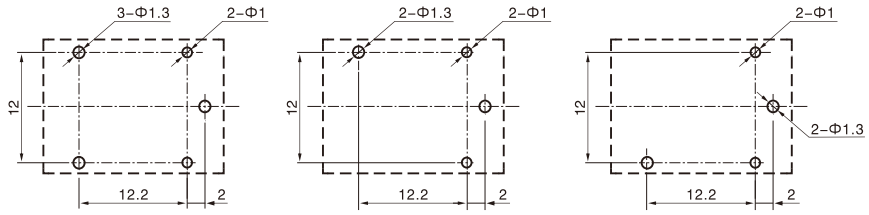

1C 1B 1A

TYPICAL USE典型用途

- Vending Machines
- Household appliances: Air conditioning, Electric heaters, Etc..
- Office equipment: Computer, Fax, Etc..
- Smart Home Products
- 家用电器：空调、电热器等
- 自动售货机
- 办公室设备：电脑、传真机等
- 智能家居产品

PERFORMANCE CHART性能曲线图

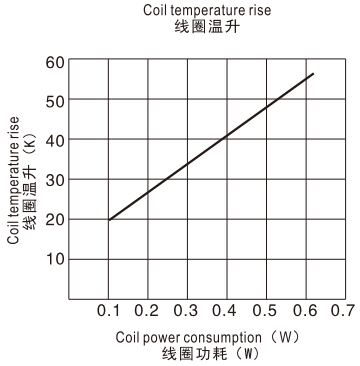

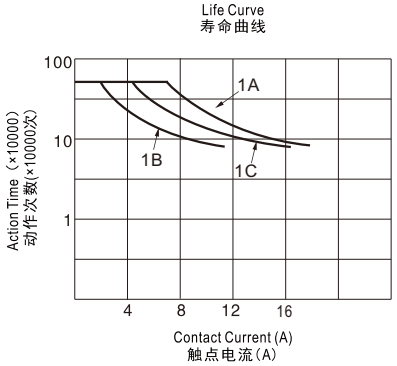

Power Relay Series 功率继电器系列--JY7520

FEATURES特点

- Up to 16A contact switching capability
  高达16A触点切换能力
- Plastic sealed and flux proofed types available
  塑封型与防焊剂型可供选择
- Low height, flat construction
  低高度、扁平式结构
- Overall dimensions (23.0X16.0X10.5) mm.
  外形尺寸（23.0X16.0X10.5）mm。

CONTACT PARAMETERS触点参数

Contact Form触点形式	A-1组常开 C-1组转换
Rating Load（Resistive）额定负载（阻性）	16A 250VAC/30VDC 10A 250VAC/30VDC
Max. Switching Current最大切换电流	16A
Max.Switching Voltage最大切换电压	250VAC/30VDC
Max.Switching Power最大切换功率	4000VA/480W

CHARACTERISTICS性能参数

Contact Materials触点材料	Ag Alloy银合金	
Contact Resistance接触电阻	100mΩ Max	
Operate Time吸合时间	8ms. Max	
Release Time释放时间	4ms. Max	
Insulation Resistance绝缘电阻	1,000MΩ Min.(DC500V)	
Initial Dielectric Strength介质耐压	between open contacts: 触点与触点间：	AC1,000V,50/60Hz 1Min
	between contacts and coil: 触点与线圈间：	AC2,500V,50/60Hz 1Min
Vibration Resistance抗振动	Damage limits: 耐久：	10～55Hz Double Amplitude双振幅1.5mm
	Malfunction: 误动作：	10～55Hz Double Amplitude双振幅1.5mm
Shock Resistance抗冲击	Damage limits: 耐久：	100G Min
	Malfunction: 误动作：	10G Min
Life寿命	Mechanical Life (10800 per hour) 机械寿命（每小时10800次）	1×10^7
	Electrical Life (1800 per hour) 电气寿命（每小时1800次）	1×10^5
Ambient Temperature环境温度	-40℃～+105℃（No condensation）（不冷凝）	
Unit Weight单位重量	约Approx.9.0g	

COIL RATINGS（at23℃）线圈参数（在23℃）

Coil Nominal Voltage 额定电压（VDC）	Nominal Current 额定电流 ±10%(mA)	Coil Resistance 线圈电阻 ±10%（Ω）	Max. Continuous Voltage 最大连续外加电压	Pick-Up Voltage 吸合电压（Max）	Drop-Out Voltage 释放电压 (Min)	Rated power 额定功率
3	66.67	45	Coil Nominal Voltage 150% 额定电压的150%	Coil Nominal Voltage 75% 额定电压的75%	Coil Nominal Voltage 10% 额定电压的10%	About 0.20 W 约0. 20W（A型）
5	40.00	125				
6	33.33	180				
9	22.22	405				
12	16.67	720				
18	11.11	1,620				
24	8.57	2,800				
48	4.17	11,510				
3	133.33	22.5	Coil Nominal Voltage 150% 额定电压的150%	Coil Nominal Voltage 75% 额定电压的75%	Coil Nominal Voltage 10% 额定电压的10%	About 0.40W 约0.40W（C型）
5	80.00	62.5				
6	66.67	90.0				
9	44.44	202.5				
12	33.33	360.0				
18	22.22	810.0				
24	16.67	1440.0				
48	8.33	5760.0				

ORDERING INFORMATION订货标记

JY7520-S-DC12V-A-H-T-(XXX)
1 2 3 4 5 6 7

1.Model Number基本型号JY7520
2.Encapsulation form:S-Plastic Sealed SH:Fluk proofed
封装形式：S-塑封型 SH-防焊剂型
3.Coil Voltage线圈规格（VDC）：
DC3V,DC5V,DC6V,DC9V,DC12V,DC18V,DC24V,DC48V
4.Contact form: A-1Form A，C-1Form C
触点形式：A-1组常开 C-1组转换
5.Coil Power:No - 0.4W，H-0.2W
线圈功率：无-0.4W，H-0.2W
6. Load Current:No-10A,T-16A
负载电流：无-10A，T-16A
7.Customer Special Code :XXX-Customer Special Requirements
No - Standard Type
客户特性号：XXX-客户特殊要求，无-标准型

SAFETY STANDARD安规认证

AuthType Basic认证类别	CQC	TUV	UL/C__UL
Authentication Load 认证负载	16A 250VAC	16A 250VAC	16A 250VAC

OUTLINE DIMENSIONS（UNIT:mm)外形尺寸（单位：mm）

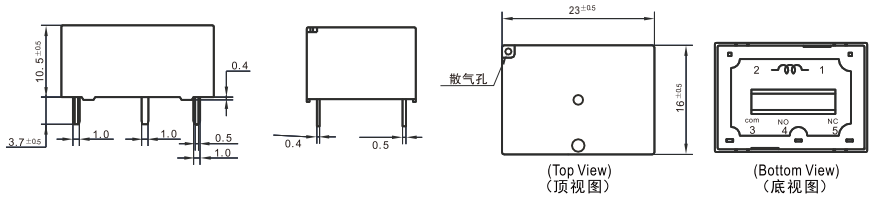

Undimensioned tolerance: <1mm: ±0.2mm 1~5mm: ±0.3mm >5mm: ±0.4mm
未标注尺寸公差：<1mm：±0.2mm 1~5mm：±0.3mm >5mm：±0.4mm

Note: 1.The size of the lead foot is pre welding dimension. 注：1、引出脚尺寸为预焊前尺寸
2.installation hole size tolerance: + 0.1mm 2、安装孔尺寸公差：±0. 1mm

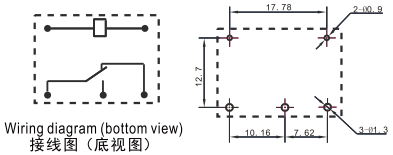

1C

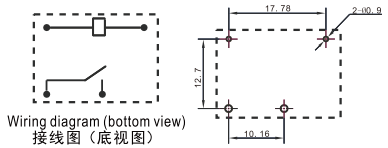

1A

TYPICAL USE典型用途

- Home Appliances, Office Automation, Smart Home Products, Smart Plug Series
- 家用电器，办公自动设备，智能家居产品，智能插座系列

PERFORMANCE CHART性能曲线图

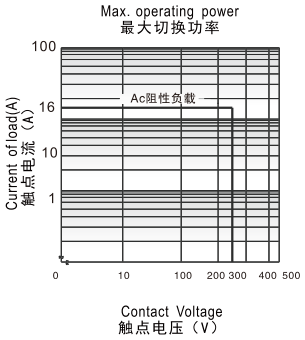

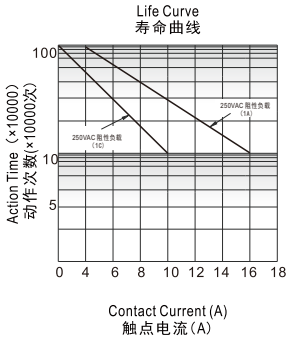

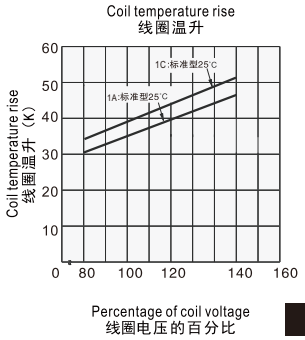

Power Relay Series 功率继电器系列 --JY32FA

FEATURES特点

- Up to 5A contact switching capability
  高达 5A 触点切换能力
- 5kV dielectris strength(between coil and contacts)
  线圈与触点间介质耐压5kV
- Plastic sealed and water proofed types
  塑封型与防水型可供选择
- Overall dimensions (17.6X10.1X12.3) mm.
  外形尺寸（ 17.6X10.1X12.3）㎜。

CONTACT PARAMETERS触点参数

Contact Form触点形式	A-1组常开 C-1组转换
Rating Load (Resistive) 额定负载（阻性）	1A: 5A 250VAC/30VDC 1C: 3A 250VAC/30VDC
Max. Switching Current最大切换电流	5A
Max.Switching Voltage最大切换电压	250VAC
Max.Switching Power最大切换功率	1,250VA/150W

CHARACTERISTICS性能参数

Contact Materials触点材料	Ag Alloy银合金	
Contact Resistance接触电阻	70mΩ Max	
Operate Time吸合时间	8ms. Max	
Release Time释放时间	4ms. Max	
Insulation Resistance绝缘电阻	1000MΩ Min.(DC500V)	
Initial Dielectric Strength介质耐压	between open contacts: 触点与触点间：	AC1,000V,50/60Hz 1Min
	between contacts and coil: 触点与线圈间：	AC5,000V,50/60Hz 1Min
Vibration Resistance抗振动	Damage limits: 耐久：	10～55Hz Double Amplitude双振幅1.5mm
	Malfunction: 误动作：	10～55Hz Double Amplitude双振幅1.5mm
Shock Resistance抗冲击	Damage limits: 耐久：	10G Min
	Malfunction: 误动作：	100G Min
Life寿命	Mechanical Life (10800 per hour) 机械寿命（每小时10800次）	1×10^7
	Electrical Life (1800 per hour) 电气寿命（每小时1800次）	1×10^5
Ambient Temperature环境温度	-40℃～+105℃（No condensation）（不冷凝）	
Unit Weight单位重量	约Approx.4.6g	

COIL RATINGS (at23℃) 线圈参数（在23℃)

Coil Nominal Voltage 额定电压 (VDC)	Nominal Current 额定电流 ±10%(mA)	Coil Resistance 线圈电阻 ±10%（Ω）	Max. Continuous Voltage 最大连续外加电压	Pick-Up Voltage 吸合电压 (Max)	Drop-Out Voltage 释放电压 (Min)	Rated power 额定功率
3	150.00	20	Coil Nominal Voltage 130% 额定电压的 130	Coil Nominal Voltage 75% 额定电压的 75%	Coil Nominal Voltage 10% 额定电压的 10%	About 0.45 W 约0. 45W
5	90.00	55				
6	75.00	80				
9	50.00	180				
12	37.00	320				
18	25.00	720				
24	18.75	1280				
48	9.38	5120				
3	66.67	45	Coil Nominal Voltage 130% 额定电压的 130%	Coil Nominal Voltage 75% 额定电压的 75%	Coil Nominal Voltage 10% 额定电压的 10%	About 0.2 W 约0. 2W
5	40.00	125				
6	33.33	180				
9	22.50	400				
12	16.67	720				
18	11.25	1600				
24	8.57	2800				

ORDERING INFORMATION订货标记

JY32FA-S-DC12V-A-L-1-(XXX)
1 2 3 4 5 6 7

1.Model Number基本型号JY32FA

2.Encapsulation form:S-Plastic Sealed SH:Fluk proofed
封装形式：S-塑封型 SH-防焊剂型

3.Coil Voltage线圈规格（VDC）：
DC5V,DC6V,DC9V,DC12V,DC18V,DC24V,DC48V

4.Contact form: A-1Form A，C-1Form C
触点形式：A-1组常开,C-1组转换

5.Coil Power:No - 0.45 W， L-0.2W
线圈功率：无-0.45W， L-0.2W（仅限于1A型）

6.Induces foot position: 1-1 foot position, 2-2 foot position
引出脚位：1-1型脚位，2-2型脚位

7.Customer Special Code :XXX-Customer Special Requirements
No - Standard Type
客户特性号：XXX-客户特殊要求， 无-标准型

SAFETY STANDARD安规认证

AuthType Basic认证类别	CQC	TUV	UL/C__UL
Authentication Load 认证负载	NO: 5A 250VAC/30VDC NC:3A 250VAC/30VDC	NO: 5A 250VAC/30VDC NC:3A 250VAC/30VDC	NO: 5A 250VAC/30VDC NC:3A 250VAC/30VDC

OUTLINE DIMENSIONS(UNIT:mm)外形尺寸（单位：mm）

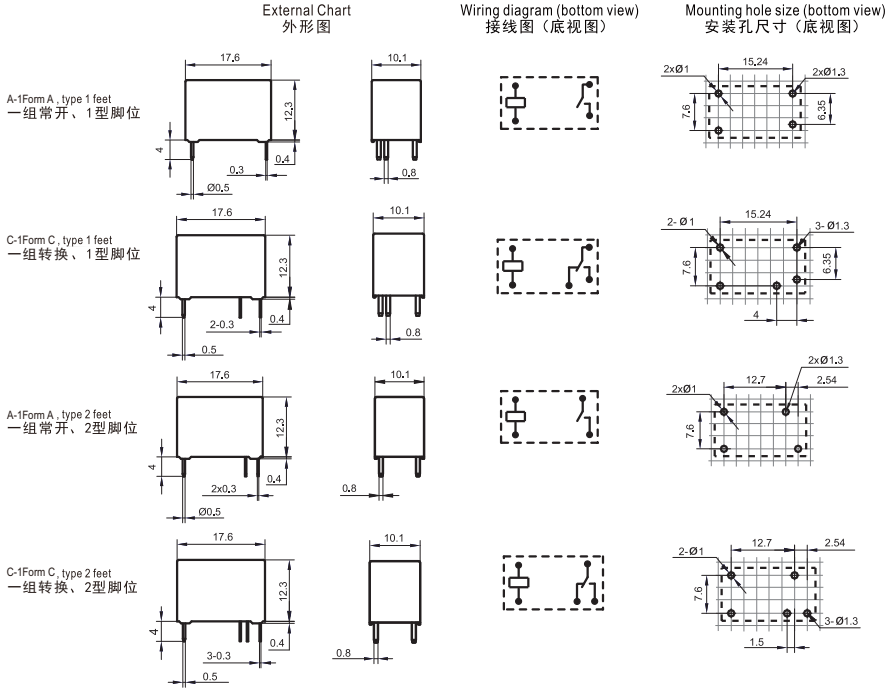

Undimensioned tolerance: <1mm: ±0.2mm 1~5mm: ±0.3mm >5mm: ±0.4mm
未标注尺寸公差：<1mm：±0.2mm 1~5mm：±0.3mm >5mm：±0.4mm

Note: 1.The size of the lead foot is pre welding dimension. 注：1、引出脚尺寸为预焊前尺寸
2.installation hole size tolerance: + 0.1mm 2、安装孔尺寸公差：±0. 1mm

TYPICAL USE典型用途

- Household equipment, Office equipment, Audio, Smart home, Smart socket, Etc..
- 家用设备，办公设备，音响，智能家居，智能插座等

PERFORMANCE CHART性能曲线图

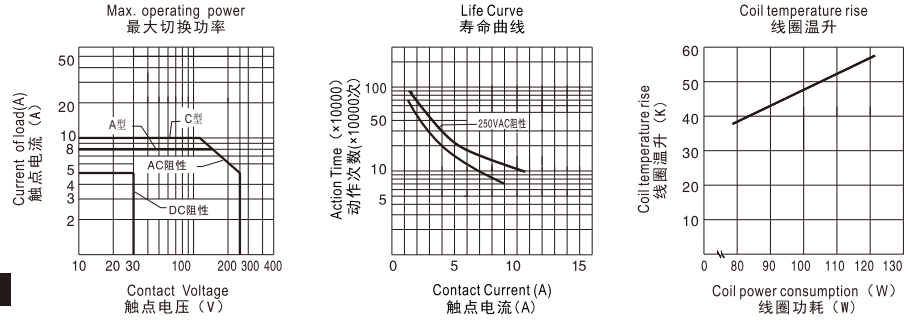

Power Relay Series 功率继电器系列--JY32FAG

FEATURES特点

- Up to 10A contact seitching capability
  高达10A触点切换能力
- 5.0kV dielectris strength(between coil and contacts)
  线圈与触点间介质耐压5.0kV
- Plastic sealed and water proofed types
  塑封型与防水型可供选择
- Overall dimensions (17.6X10.1X12.3) mm.
  外形尺寸（17.6X10.1X12.3 ）mm。



CONTACT PARAMETERS触点参数

Contact Form触点形式	A-1组常开
Rating Load(Resistive)额定负载（阻性）	10A 250VAC/30VDC
Max. Switching Current最大切换电流	10A
Max.Switching Voltage最大切换电压	250VAC
Max.Switching Power最大切换功率	2,500VA/300W

CHARACTERISTICS性能参数

Contact Materials触点材料	Ag Alloy银合金	
Contact Resistance接触电阻	70mΩ Max	
Operate Time吸合时间	8ms. Max	
Release Time释放时间	4ms. Max	
Insulation Resistance绝缘电阻	1000MΩ Min.(DC500V)	
Initial Dielectric Strength介质耐压	between open contacts: 触点与触点间：	AC1,000V,50/60Hz 1Min
	between contacts and coil: 触点与线圈间：	AC5,000V,50/60Hz 1Min
Vibration Resistance抗振动	Damage limits: 耐久：	10～55Hz Double Amplitude双振幅1.5mm
	Malfunction: 误动作：	10～55Hz Double Amplitude双振幅1.5mm
Shock Resistance抗冲击	Damage limits: 耐久：	10G Min
	Malfunction: 误动作：	100G Min
Life寿命	Mechanical Life (10800 per hour) 机械寿命（每小时10800次）	1×10^7
	Electrical Life (1800 per hour) 电气寿命（每小时1800次）	1×10^5
Ambient Temperature环境温度	-40℃～+105℃（No condensation）（不冷凝）	
Unit Weight单位重量	约Approx.4.6g	

COIL RATINGS（at23℃）线圈参数（在23℃）

Coil Nominal Voltage 额定电压（VDC）	Nominal Current 额定电流 ±10%(mA)	Coil Resistance 线圈电阻 ±10%（Ω）	Max. Continuous Voltage 最大连续外加电压	Pick-Up Voltage 吸合电压（Max）	Drop-Out Voltage 释放电压 (Min)	Rated power 额定功率
3	150.00	20	Coil Nominal Voltage 130% 额定电压的 130	Coil Nominal Voltage 75% 额定电压的 75%	Coil Nominal Voltage 10% 额定电压的 10%	About 0.45W 约0.45W
5	90.00	55				
6	75.00	80				
9	50.00	180				
12	37.00	320				
18	25.00	720				
24	18.75	1280				
48	9.38	5120				
3	78.94	38	Coil Nominal Voltage 130% 额定电压的 130	Coil Nominal Voltage 75% 额定电压的 75%	Coil Nominal Voltage 10% 额定电压的 10%	About 0.23W 约0.23W
5	46.29	108				
6	38.71	155				
9	25.71	350				
12	19.35	620				
18	12.94	1390				
24	9.67	2480				
48	4.83	9920				

ORDERING INFORMATION订货标记

JY32FAG-S-DC12V-A-L-1-(XXX)
1 2 3 4 5 6 7

1.Model Number基本型号JY32FA-G

2.Encapsulation form:S-Plastic Sealed SH:Fluk proofed
封装形式：S-塑封型 SH-防焊剂型

3.Coil Voltage线圈规格（VDC）：
DC5V,DC6V,DC9V,DC12V,DC18V,DC24V,
DC24V,DC48V

4.Contact form: A-1Form A
触点形式：A-1组常开

5.Coil Power:No - 0.45 W， L-0.23W
线圈功率：无-0.45W， L-0.23W

6.Induces foot position: 1-1 foot position,
2-2 foot position
引出脚位：1-1型脚位，2-2型脚位

7.Customer Special Code :XXX-Customer Special Requirements
No - Standard Type
客户特性号：XXX-客户特殊要求， 无-标准型

SAFETY STANDARD安规认证

AuthType Basic认证类别	CQC	TUV	UL/C__UL
Authentication Load 认证负载	10A 250VAC/30VDC	10A 250VAC/30VDC	10A 250VAC/30VDC

OUTLINE DIMENSIONS（UNIT:mm)外形尺寸（单位：mm）

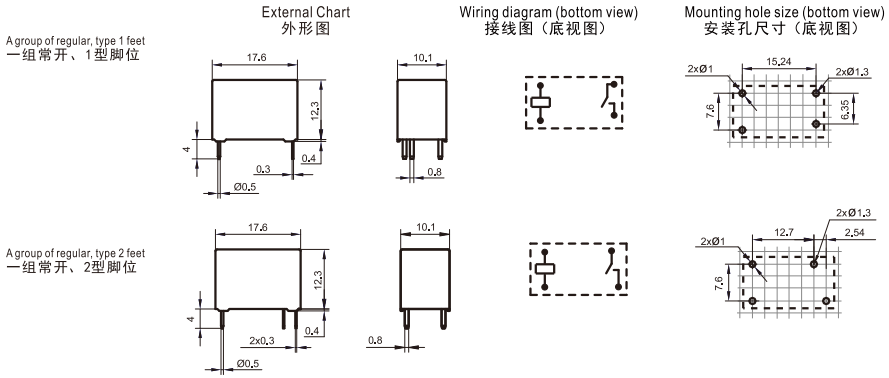

Undimensioned tolerance: <1mm：±0.2mm 1~5mm：±0.3mm >5mm：±0.4mm
未标注尺寸公差：<1mm：±0.2mm 1~5mm：±0.3mm >5mm：±0.4mm

Note: 1.The size of the lead foot is pre welding dimension. 注：1、引出脚尺寸为预焊前尺寸
2.installation hole size tolerance: + 0.1mm 2、安装孔尺寸公差：±0.1mm

TYPICAL USE典型用途

- Household equipment, Office equipment, Audio, Smart home, Smart socket, Etc..
- 家用设备，办公设备，音响，智能家居，智能插座等

PERFORMANCE CHART性能曲线图

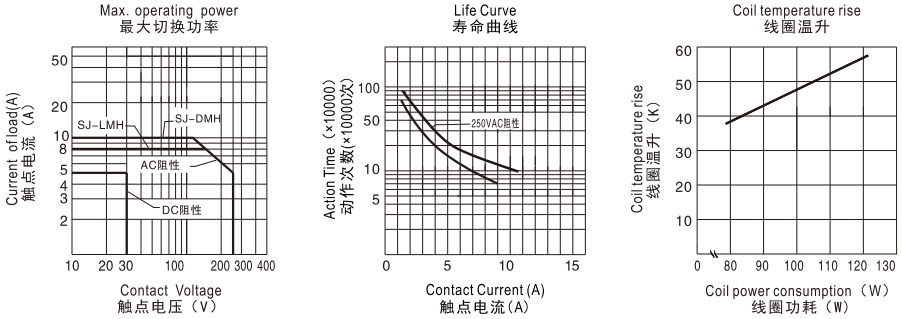

Power Relay Series 功率继电器系列 --JYP6

FEATURES特点

- 25A contact switching capability
  25A 触点切换能力
- Suitable for switching motor load
  适用于于切换电机负载
- PCB and QC terminal available
  印制板式和快连接方式引出脚
- Outline dimensions 30.2 × 15.8 × 23.3mm
  外形尺寸 30.2 × 15.8 × 23.3mm

CONTACT PARAMETERS触点参数

Contact Form触点形式	A-1组常开
Rating Load(Resistive)额定负载（阻性）	20A 250VAC
Max. Switching Current最大切换电流	25A
Max.Switching Voltage最大切换电压	250VAC
Max.Switching Power最大切换功率	5000VA

CHARACTERISTICS性能参数

Contact Materials触点材料	Ag Alloy银合金	
Contact Resistance接触电阻	100mΩ Max	
Operate Time吸合时间	15ms. Max	
Release Time释放时间	5ms. Max	
Insulation Resistance绝缘电阻	1000MΩ Min.(DC500V)	
Initial Dielectric Strength介质耐压	between open contacts: 触点与触点间：	AC1,000V,50/60Hz 1Min
	between contacts and coil: 触点与线圈间：	AC4,500V,50/60Hz 1Min
Vibration Resistance抗振动	Damage limits: 耐久：	10～55Hz Double Amplitude双振幅1.5mm
	Malfunction: 误动作：	10～55Hz Double Amplitude双振幅1.5mm
Shock Resistance抗冲击	Damage limits: 耐久：	10G Min
	Malfunction: 误动作：	100G Min
Life寿命	Mechanical Life (10800 per hour) 机械寿命（每小时10800次）	1×10^7
	Electrical Life (1800 per hour) 电气寿命（每小时1800次）	1×10^5
Ambient Temperature环境温度	-40℃～+105℃（No condensation）（不冷凝）	
Unit Weight单位重量	约Approx.23.0g	

COIL RATINGS(at23℃）线圈参数（在23℃)

Coil Nominal Voltage 额定电压 (VDC)	Nominal Current 额定电流 ±10%(mA)	Coil Resistance 线圈电阻 ±10%（Ω）	Max. Continuous Voltage 最大连续外加电压	Pick-Up Voltage 吸合电压 (Max)	Drop-Out Voltage 释放电压 (Min)	Rated power 额定功率
5	180.0	27.8	Coil Nominal Voltage 130% 额定电压的 130	Coil Nominal Voltage 75% 额定电压的 75%	Coil Nominal Voltage 10% 额定电压的 10%	About 0.9 W 约 0.9 W
12	80.0	160				
24	40.0	640				
48	20.0	2560				

ORDERING INFORMATION订货标记

JYP6-S-DC12V-A-P-(XXX)
1 2 3 4 5 6

1.Model Number基本型号JYP6

2.Encapsulation form:S-Plastic Sealed SH:Fluk proofed
封装形式：S-塑封型 SH-防焊剂型

3.Coil Voltage线圈规格（VDC）：
DC5V,DC6V,DC9V,DC12V,DC18V,DC24V,DC48V

4.Contact form: A-1Form A
触点形式：A-1组常开

5.Termination: Nil: PCB+QC P: PCB
引出端形式 无: 印刷板 + 快连接式 P: 印刷板式

6.Customer Special Code :XXX-Customer Special Requirements
No - Standard Type
客户特性号：XXX-客户特殊要求，无-标准型

SAFETY STANDARD安规认证

AuthType Basic认证类别	UL/C__UL	TUV	CQC
Authentication Load 认证负载	20A 250VAC/30VDC 2HP 277VAC	25A 250VAC/30VDC 20A 250VAC/30VDC	25A 250VAC/30VDC 20A 250VAC/30VDC 16A 250VAC/30VDC

OUTLINE DIMENSIONS(UNIT:mm)外形尺寸（单位：mm）

外形尺寸 Outline Dimensions

JYP6

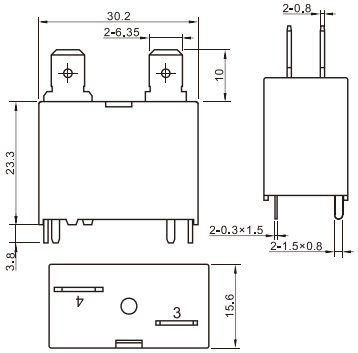

顶视图 (Top view)

JYP6-P

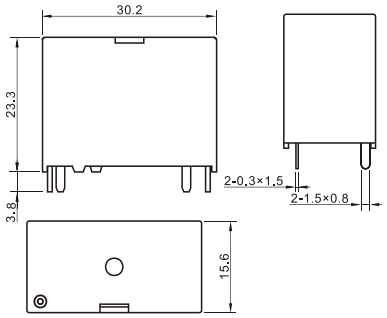

顶视图 (Top view)

安装孔尺寸 PCB layout(底视图 Bottom view)

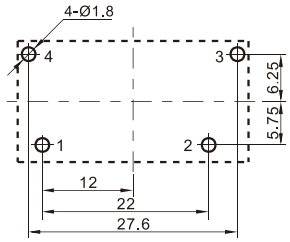

接线图 Wiring Diagram（底视图 Bottom view)

JYP6

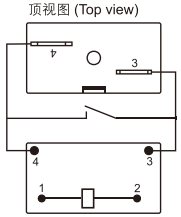

JYP6-P

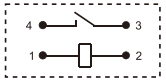

底视图 (Bottom view)

TYPICAL USE典型用途

- Household equipment, Office equipment, Audio, Smart home, Smart socket, Etc..
- 家用设备，办公设备，音响，智能家居，智能插座等

PERFORMANCE CHART性能曲线图

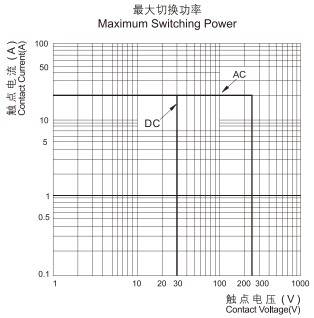

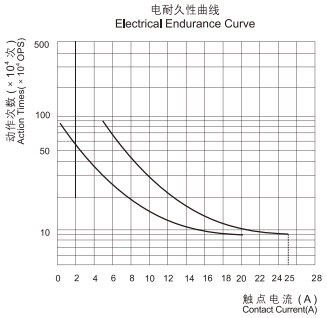

Power Relay Series 功率继电器系列--JYP5

FEATURES特点

- 16A contact switching capability
  16A 触点切换能力
- Suitable for microwave oven
  适用于微波炉等产品
- 5KV dielectric strength between coil and contact
  触点与线圈间介质耐压 5KV
- Outline dimensions 29.0 × 12.6 × 24.2mm
  外形尺寸 29.0 × 12.6 × 24.2mm



CONTACT PARAMETERS触点参数

Contact Form触点形式	A-1组常开
Rating Load(Resistive)额定负载（阻性）	16A 250VAC/30VDC
Max. Switching Current最大切换电流	16A
Max.Switching Voltage最大切换电压	277VAC/30VDC
Max.Switching Power最大切换功率	4000VA/480W

CHARACTERISTICS性能参数

Contact Materials触点材料	Ag Alloy银合金	
Contact Resistance接触电阻	100mΩ Max	
Operate Time吸合时间	20ms. Max	
Release Time释放时间	10ms. Max	
Insulation Resistance绝缘电阻	1000MΩ Min.(DC500V)	
Initial Dielectric Strength介质耐压	between open contacts: 触点与触点间：	AC1,000V,50/60Hz 1Min
	between contacts and coil: 触点与线圈间：	AC5,000V,50/60Hz 1Min
Vibration Resistance抗振动	Damage limits: 耐久：	10～55Hz Double Amplitude双振幅1.5mm
	Malfunction: 误动作：	10～55Hz Double Amplitude双振幅1.5mm
Shock Resistance抗冲击	Damage limits: 耐久：	10G Min
	Malfunction: 误动作：	100G Min
Life寿命	Mechanical Life (10800 per hour) 机械寿命（每小时10800次）	1×10^6
	Electrical Life (1800 per hour) 电气寿命（每小时1800次）	1×10^5
Ambient Temperature环境温度	-40℃～+105℃（No condensation）（不冷凝）	
Unit Weight单位重量	约Approx.15.0g	

COIL RATINGS（at23℃）线圈参数（在23℃）

Coil Nominal Voltage 额定电压（VDC）	Nominal Current 额定电流 ±10%(mA)	Coil Resistance 线圈电阻 ±10%（Ω）	Max. Continuous Voltage 最大连续外加电压	Pick-Up Voltage 吸合电压（Max）	Drop-Out Voltage 释放电压 (Min)	Rated power 额定功率
5	106.38	47	Coil Nominal Voltage 130% 额定电压的 130	Coil Nominal Voltage 75% 额定电压的 75%	Coil Nominal Voltage 10% 额定电压的 10%	About 0.54W 约0.54 W
6	88.24	68				
9	58.07	155				
12	44.45	270				
18	29.03	620				
24	21.82	1100				
48	10.91	4400				

ORDERING INFORMATION订货标记

JYP5-DC12V-A-P-(XXX)
1 2 3 4 5

1.Model Number基本型号JYP5

2.Coil Voltage线圈规格（VDC）：
DC5V,DC6V,DC9V,DC12V,DC18V,DC24V,
DC24V,DC48V

3.Contact form: A-1Form A
触点形式：A-1组常开

4.Termination: Nil: PCB+QC P: PCB
引出端形式：无：印刷板 + 快连接式 P: 印刷板式

5.Customer Special Code :XXX-Customer Special Requirements
No - Standard Type
客户特性号：XXX-客户特殊要求，无-标准型

SAFETY STANDARD安规认证

AuthType Basic认证类别	UL/C__UL	TUV	CQC
Authentication Load 认证负载	16A 250VAC/30VDC 20A 125VAC 1-1/2HP 250VAC	16A 250VAC/30VDC	16A 250VAC/30VDC 20A 125VAC

OUTLINE DIMENSIONS（UNIT:mm)外形尺寸（单位：mm）

外形尺寸 OUTLINE DIMENSIONS

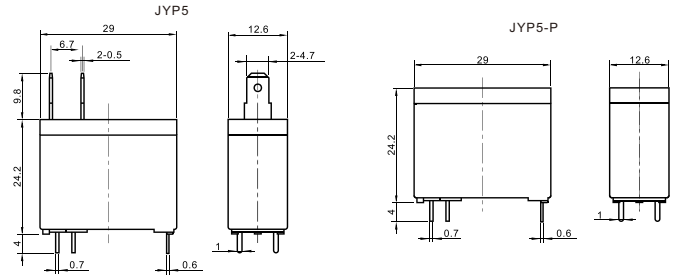

接线图 WIRING DIAGRAM（底视 Bottom View）

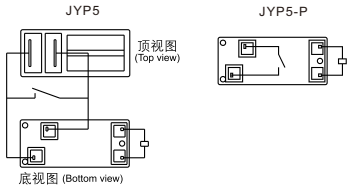

安装孔尺寸 PCB LAYOUT（底视 Bottom View）

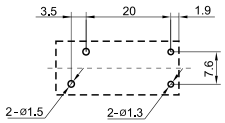

Undimensioned tolerance: ＜1mm：±0.2mm 1~5mm：±0.3mm ＞5mm：±0.4mm
未标注尺寸公差：＜1mm：±0.2mm 1~5mm：±0.3mm ＞5mm：±0.4mm

Note: 1.The size of the lead foot is pre welding dimension. 注：1、引出脚尺寸为预焊前尺寸
2.installation hole size tolerance: + 0.1mm 2、安装孔尺寸公差：±0. 1mm

TYPICAL USE典型用途

- Household equipment, Office equipment, Audio, Smart home, Smart socket, Etc..
- 家用设备，办公设备，音响，智能家居，智能插座等

PERFORMANCE CHART性能曲线图

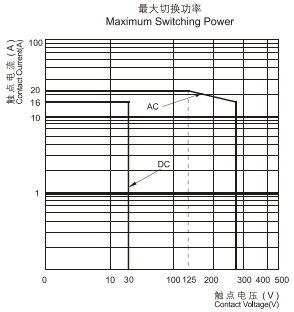

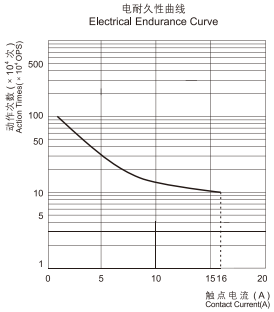

Power Relay Series 功率继电器系列--JYP

FEATURES特点

- 尺寸：24.5×12.5×20.5(mm)
  Dimension：24.5×12.5×20.5(mm)
- 最大20A触点切换能力
  Switching capacity: 20A
- 触点与线圈介质耐压5000V
  Dielectric strength between coil and contact:5KV
- 印制板式和快连接式
  PCB or Flat quick-connect terminals
- 适用于微波炉等产品
  Typical application:Microwave oven

CONTACT PARAMETERS触点参数

Contact Form触点形式	A-1组常开
Rating Load(Resistive)额定负载（阻性）	16A 250VAC
Max. Switching Current最大切换电流	20A
Max.Switching Voltage最大切换电压	250VAC
Max.Switching Power最大切换功率	4000VA

CHARACTERISTICS性能参数

Contact Materials触点材料	Ag Alloy银合金	
Contact Resistance接触电阻	100mΩ Max	
Operate Time吸合时间	10ms. Max	
Release Time释放时间	10ms. Max	
Insulation Resistance绝缘电阻	1000MΩ Min.(DC500V)	
Initial Dielectric Strength介质耐压	between open contacts: 触点与触点间：	AC1,000V,50/60Hz 1Min
	between contacts and coil: 触点与线圈间：	AC5,000V,50/60Hz 1Min
Vibration Resistance抗振动	Damage limits: 耐久：	10～55Hz Double Amplitude双振幅1.5mm
	Malfunction: 误动作：	10～55Hz Double Amplitude双振幅1.5mm
Shock Resistance抗冲击	Damage limits: 耐久：	10G Min
	Malfunction: 误动作：	100G Min
Life寿命	Mechanical Life (10800 per hour) 机械寿命（每小时10800次）	1×10^6
	Electrical Life (1800 per hour) 电气寿命（每小时1800次）	1×10^5
Ambient Temperature环境温度	-40℃～+105℃（No condensation）（不冷凝）	
Unit Weight单位重量	约Approx.10.0g	

COIL RATINGS(at23℃）线圈参数（在23℃)

Coil Nominal Voltage 额定电压 (VDC)	Nominal Current 额定电流 ±10%(mA)	Coil Resistance 线圈电阻 ±10%（Ω）	Max. Continuous Voltage 最大连续外加电压	Pick-Up Voltage 吸合电压 (Max)	Drop-Out Voltage 释放电压 (Min)	Rated power 额定功率
3	133.34	22.5	Coil Nominal Voltage 130% 额定电压的130	Coil Nominal Voltage 75% 额定电压的75%	Coil Nominal Voltage 10% 额定电压的10%	About 0. 4W 约0. 4W
5	80.00	62.5				
6	66.67	90				
9	44.45	202.5				
12	33.34	360				
18	22.23	810				
24	16.67	1440				
3	166.67	18	Coil Nominal Voltage 130% 额定电压的130	Coil Nominal Voltage 75% 额定电压的75%	Coil Nominal Voltage 10% 额定电压的10%	About 0. 5W 约0. 5W
5	100.00	50				
6	83.34	72				
9	55.56	162				
12	41.67	288				
18	27.78	648				
24	20.84	1152				

ORDERING INFORMATION订货标记

JYP-DC12V-A-D-P1-(XXX)
1 2 3 4 5 6

1.Model Number基本型号JYP6

2.Coil Voltage线圈规格（VDC）：
DC3V,DC5V,DC6V,DC9V,DC12V,DC18V,DC24V

3.Contact form: A-1Form A
触点形式：A-1组常开

4.Coil Power:No - 0.4W, D-0.5W
线圈功率:无-0.4W, D-0.5W

5.PCB板设计类型：
P1：PCB板设计1；P2：PCB板设计2；
P3：PCB板设计3；P4：PCB板设计4；
PCB Type:
P1：PCBType1；P2：PCBType2；
P3：PCBType3；P4：PCBType4；

6.Customer Special Code :XXX-Customer Special Requirements
No - Standard Type
客户特性号: XXX-客户特殊要求，无-标准型

SAFETY STANDARD安规认证

AuthType Basic认证类别	CQC	TUV	UL/C__UL
Authentication Load 认证负载	16A 250VAC	16A 250VAC	16A 250VAC 20A 125VAC

OUTLINE DIMENSIONS（UNIT:mm)外形尺寸（单位：mm）

外形图/Out Dimensions

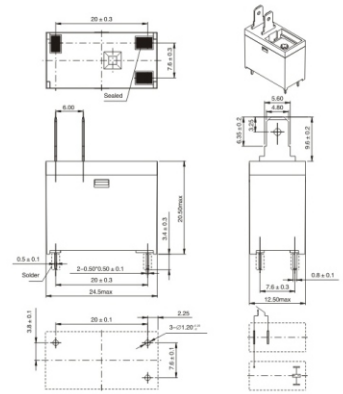

安装孔尺寸/PCB Layout
(底视图)/(Buttom View)

接线图/Wiring Diagram
(底视图)/(Buttom View)

P1-PCB板设计1
(P1-PCB Type1)

外形图/Out Dimensions

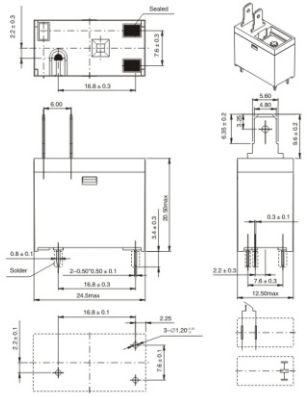

安装孔尺寸/PCB Layout
(底视图)/(Buttom View)

接线图/Wiring Diagram
(底视图)/(Buttom View)

P2-PCB板设计2
(P2-PCB Type2)

外形图/Out Dimensions

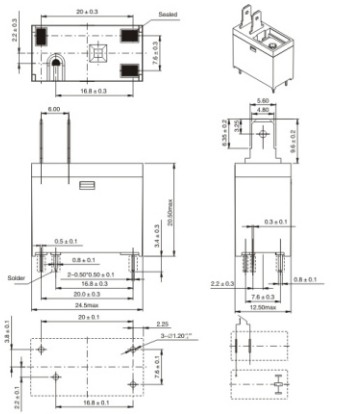

安装孔尺寸/PCB Layout
(底视图)/(Buttom View)

接线图/Wiring Diagram
(底视图)/(Buttom View)

P3-PCB板设计3
(P3-PCB Type3)

外形图/Out Dimensions

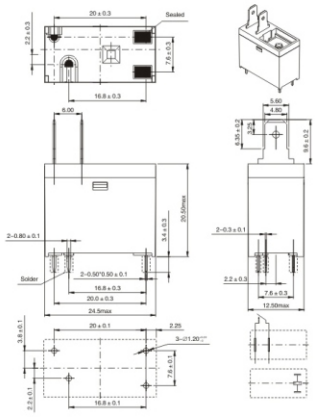

安装孔尺寸/PCB Layout
(底视图)/(Buttom View)

接线图/Wiring Diagram
(底视图)/(Buttom View)

P4-PCB板设计4
(P4-PCB Type4)

TYPICAL USE典型用途

- Household equipment, Office equipment, Audio, Smart home, Smart socket, Etc..
- 家用设备，办公设备，音响，智能家居，智能插座等

PERFORMANCE CHART性能曲线图

寿命曲线
Life Curves

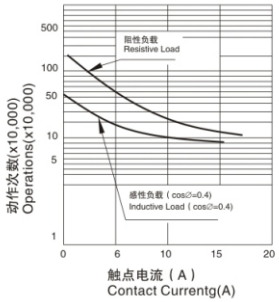

最大切换功率
Max.Switching Power

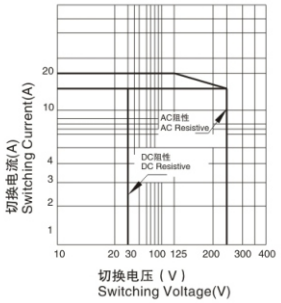

线圈温升
Coil Temperature Rise

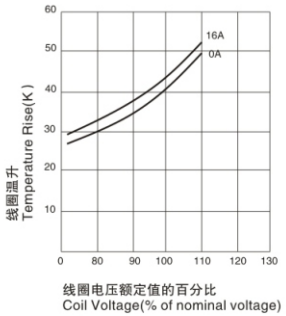

Automotive Relay Series汽车继电器系列--JYKC

FEATURES特点

- Up to 30A contact switching capability
  高达30A触点切换能力
- The weight is only 4g for single relay
  重量仅4g(单继电器)
- Overall dimensions: single relay(12.9X12.0X9.9) mm.
  double relay(23.5X12.9X9.9)
  外形尺寸:单继电器(12.9X12.0X9.9) mm
  双继电器(23.5X12.9X9.9) mm



CONTACT PARAMETERS触点参数

Contact Form触点形式	A-1组常开, C-1组转换, 2A-2组常开, 2C-2组转换
Rating Load(Resistive)额定负载(阻性)	30A 14VDC
Max. Switching Current最大切换电流	30A
Max.Switching Voltage最大切换电压	16VDC
Max.Switching Power最大切换功率	480W

CHARACTERISTICS性能参数

Contact Materials触点材料	Ag Alloy银合金	
Contact Resistance接触电阻	100mΩ Max	
Operate Time吸合时间	10ms. Max	
Release Time释放时间	10ms. Max	
Insulation Resistance绝缘电阻	100MΩ Min.(DC500V)	
Initial Dielectric Strength介质耐压	between open contacts: 触点与触点间:	AC 550 V,50/60Hz 1Min
	between contacts and coil: 触点与线圈间:	AC 550 V,50/60Hz 1Min
Vibration Resistance抗振动	Damage limits: 耐久:	10～55Hz Double Amplitude双振幅1.5mm
	Malfunction: 误动作:	10～55Hz Double Amplitude双振幅1.5mm
Shock Resistance抗冲击	Damage limits: 耐久:	15G Min
	Malfunction: 误动作:	100G Min
Life寿命	Mechanical Life (10800 per hour) 机械寿命(每小时10800次)	1×10^7
	Electrical Life (600 per hour) 电气寿命(每小时600次)	1×10^5
Ambient Temperature环境温度	-40℃～+105℃(No condensation)(不冷凝)	
Unit Weight单位重量	约Approx4.0g(Singlet relay单继电器) 约Approx8.0g(Double relay单继电器)	

COIL RATINGS(at23℃)线圈参数(在23℃)

Coil Nominal Voltage 额定电压 (VDC)	Nominal Current 额定电流 ±10%(mA)	Coil Resistance 线圈电阻 ±10%(Ω)	Max. Continuous Voltage 最大连续外加电压	Pick-Up Voltage 吸合电压 (Max)	Drop-Out Voltage 释放电压 (Min)	Rated power 额定功率
6	90.00	65.00	Coil Nominal Voltage 130% 额定电压的 130%	Coil Nominal Voltage 58% 额定电压的 58%	Coil Nominal Voltage 13% 额定电压的 13%	0.55W
10	50.00	182.00				
12	50.00	262.00				
12	70.00	180.00				0.8W

ORDERING INFORMATION订货标记

JYKC-S-DC12V-A-D-(XXX)
1 2 3 4 5 6

1.Model Number基本型号 JYKC

2.Encapsulation form:S-Plastic Sealed SH:Fluk proofed
封装形式:S-塑封型 SH-防焊剂型

3.Coil Voltage线圈规格(VDC):
DC6V,DC9V,DC12V

4.Contact form:
single-1 Form A, single-1 Form C
double 2 Form A double 2 Form C
触点形式:
单继电器1组常开,单继电器1组转换
双继电器2组常开,双继电器 2组转换

5.Coil Power:No - 0.55 W, D-0.8W
线圈功率:无-0.55W, D-0.8W

6.Customer Special Code :XXX-Customer Special Requirements
No - Standard Type
客户特性号:XXX-客户特殊要求,无-标准型

OUTLINE DIMENSIONS(UNIT:mm)外形尺寸(单位:mm)

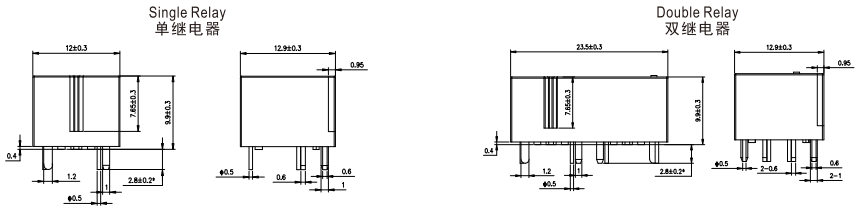

Undimensioned tolerance: <1mm: ±0.2mm 1~5mm: ±0.3mm >5mm: ±0.4mm
未标注尺寸公差: <1mm: ±0.2mm 1~5mm: ±0.3mm >5mm: ±0.4mm
Note: 1.The size of the lead foot is pre welding dimension.
2.installation hole size tolerance: + 0.1mm
注:1、引出脚尺寸为预焊前尺寸
2、安装孔尺寸公差:±0. 1mm

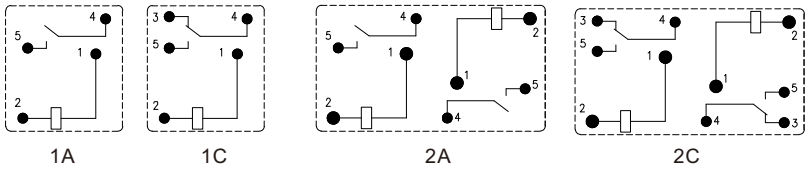

Wiring diagram (bottom view)
接线图（底视图）

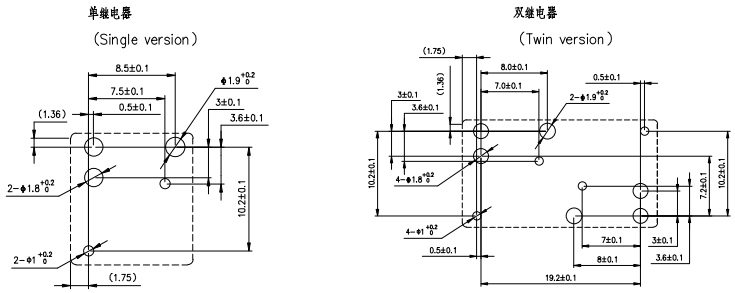

Mounting hole size (bottom view)
安装孔尺寸（底视图）

TYPICAL USE典型用途

- Cooling fan control, Oil Mercury control, Heating control, Automotive air conditioning, Rear window fog remover, Battery circuit breaker.
- Head/fog control, Power distribution, Traction control,ABS.
- 冷却风扇控制，油汞控制，加热控制，汽车空调，后窗除雾器，电池断路装置。
- 大灯/雾灯控制，电力分配，牵引控制系统，防抱死制动。

PERFORMANCE CHART性能曲线图

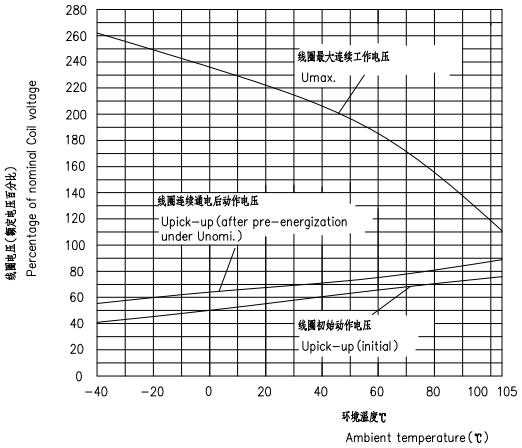

Automotive Relay Series汽车继电器系列--JYKA

FEATURES特点



- 30A continuous current capability
  30A持续电流能力
- Singles and twin version available
  单、双电器可供选择
- Overall dimensions: single relay(14.0X7.2X13.7) mm.
  double relay(14.0X15.4X13.7) mm.
  外形尺寸:单继电器（14.0X7.2X13.7 ）mm
  双继电器（14.0X15.4X13.7）mm

CONTACT PARAMETERS触点参数

Contact Form触点形式	C-1组转换 2C-2组转换
Rating Load(Resistive)额定负载	马达：25A（冲击）14VDC 阻性：20A 14VDC
Max. Switching Current最大切换电流	30A
Max.Switching Voltage最大切换电压	16VDC
Max.Switching Power最大切换功率	480W

CHARACTERISTICS性能参数

Contact Materials触点材料	Ag Alloy	
Contact Resistance接触电阻	100mΩ Max (6VDC 1A)	
Operate Time吸合时间	10ms. Max	
Release Time释放时间	10ms. Max	
Insulation Resistance绝缘电阻	100MΩ Min.(DC500V)	
Initial Dielectric Strength介质耐压	between open contacts: 触点与触点间：	AC 550 V,50/60Hz 1Min
	between contacts and coil: 触点与线圈间：	AC 550 V,50/60Hz 1Min
Vibration Resistance抗振动	Damage limits: 耐久：	10～55Hz Double Amplitude双振幅3.3mm
	Malfunction: 误动作：	10～55Hz Double Amplitude双振幅3.3mm

Shock Resistance抗冲击	Damage limits: 耐久：	100G Min
	Malfunction: 误动作：	10G Min
Life寿命	Mechanical Life (10800 per hour) 机械寿命（每小时10800次）	1×10^6
	Electrical Life (1800 per hour) 电气寿命（每小时1800次）	1×10^5
Ambient Temperature环境温度	-40℃～+105℃（No condensation）（不冷凝）	
Unit Weight单位重量	约Approx4.0g（Singlet relay单继电器） 约Approx8.0g(Double relay单继电器)	

COIL RATINGS（at23℃）线圈参数（在23℃）

Coil Nominal Voltage 额定电压（VDC）	Nominal Current 额定电流 ±10%(mA)	Coil Resistance 线圈电阻 ±10%（Ω）	Max. Continuous Voltage 最大连续外加电压	Pick-Up Voltage 吸合电压（Max）	Drop-Out Voltage 释放电压 (Min)	Rated power 额定功率
6	110	56	Coil Nominal Voltage 130% 额定电压的130	Coil Nominal Voltage 60% 额定电压的60%	Coil Nominal Voltage 10% 额定电压的10%	About 0.64W 约0.64W
9	70	127				
12	50	225				
24	30	900				
6	130	45	Coil Nominal Voltage 130% 额定电压的130%	Coil Nominal Voltage 60% 额定电压的60%	Coil Nominal Voltage 10% 额定电压的10%	About 0.8W 约0.8W
9	90	100				
12	70	180				
24	30	720				

ORDERING INFORMATION订货标记

JYKA-S-DC12V-A-D-T-(XXX)
1 2 3 4 5 6 7

1. Model Number基本型号：JYKA
2. S-Plastic Sealed SH-Fluk proofed
   S-塑封型 SH-防焊剂型
3. Coil Voltage线圈规格（VDC）：
   DC6V,DC9V,DC12V,DC24V
4. Contact form: C-1Form C 2C-2Form C
   触点形式：C-1组转换 2C-2组转换
5. Coil Power:No - 0.64W，D-0.8W
   线圈功率：无-0.64W，D-0.8W
6. Soldering:No-Standard,T-Reflow
   焊锡方式：无-普通型，T-回流焊型
7. Customer Special Code :XXX-Customer Special Requirements
   No - Standard Type
   客户特性号：XXX-客户特殊要求，无-标准型

OUTLINE DIMENSIONS（UNIT:mm)外形尺寸（单位：mm）

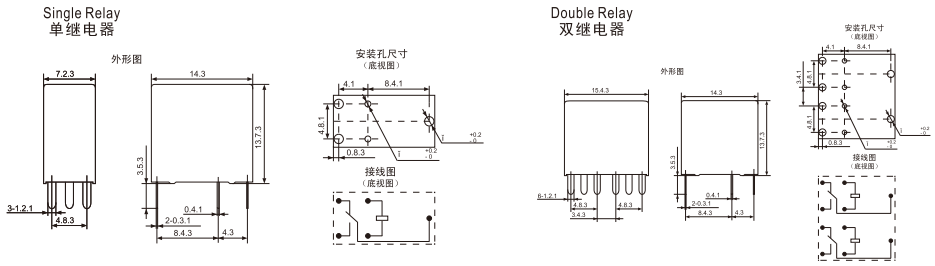

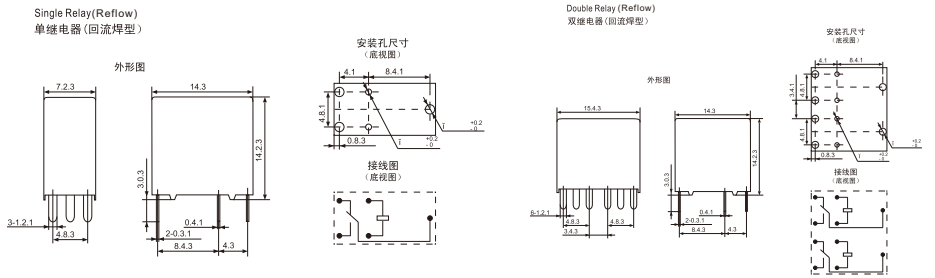

PERFORMANCE CHART性能曲线图

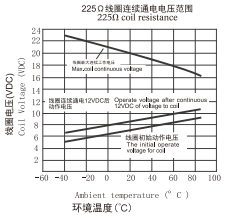

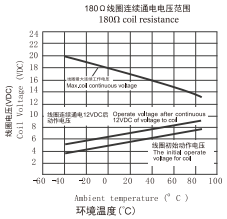

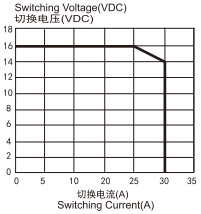

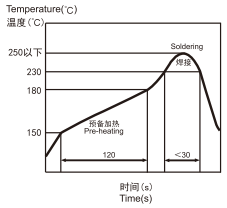

Automotive Relay Series汽车继电器系列--JYT78F

FEATURES特点

- Up to 20A contact switching capability
  高达20A触点切换能力
- 1 Form A,1 Form B,1 Form C and 2 Form A configurations
  具有一组常开、一组常闭、一组转换和二组常开触点形式
- Small volume and anti-shock
  体积小，防冲击
- Overall dimensions (15.5X12.1X13.8) mm.
  外形尺寸（15.5X12.1X13.8）mm。



CONTACT PARAMETERS触点参数

Contact Form触点形式	A-1组常开, B-1组常闭, C-1组转换	2A(桥式动合触点)
Rating Load(Resistive)额定负载（阻性）	20A 14VDC	2X6A 14VDC
Max. Switching Current最大切换电流	35A	2X10A
Max.Switching Voltage最大切换电压	16VDC	16VDC
Max.Switching Power最大切换功率	280W	2X160W

CHARACTERISTICS性能参数

Contact Materials触点材料	Ag Alloy银合金	
Contact Resistance接触电阻	100mΩ Max	
Operate Time吸合时间	10ms.Max	
Release Time释放时间	5ms.Max	
Insulation Resistance绝缘电阻	100MΩ Min.(DC500V)	
Initial Dielectric Strength介质耐压	between open contacts: 触点与触点间：	AC550V,50/60Hz 1Min
	between contacts and coil: 触点与线圈间：	AC550V,50/60Hz 1Min
Vibration Resistance抗振动	Damage limits: 耐久：	10～55Hz Double Amplitude双振幅1.5mm
	Malfunction: 误动作：	10～55Hz Double Amplitude双振幅1.5mm
Shock Resistance抗冲击	Damage limits: 耐久：	10G Min
	Malfunction: 误动作：	100G Min
Life寿命	Mechanical Life (10800 per hour) 机械寿命（每小时10800次）	1×10^7
	Electrical Life (600 per hour) 电气寿命（每小时600次）	1×10^5
Ambient Temperature环境温度	-40℃～+125℃（No condensation）（不冷凝）	
Unit Weight单位重量	约Approx.6.0g	

COIL RATINGS(at23℃）线圈参数（在23℃)

Coil Nominal Voltage 额定电压 (VDC)	Nominal Current 额定电流 ±10%(mA)	Coil Resistance 线圈电阻 ±10%（Ω）	Max. Continuous Voltage 最大连续外加电压	Pick-Up Voltage 吸合电压 (Max)	Drop-Out Voltage 释放电压 (Min)	Rated power 额定功率
6	60.00	100	Coil Nominal Voltage 110% 额定电压的110%	Coil Nominal Voltage 60% 额定电压的60%	Coil Nominal Voltage 10% 额定电压的10%	0.36W
9	40.00	225				
12	30.00	400				
24	20.00	1600				
6	100.00	60	Coil Nominal Voltage 110% 额定电压的110%	Coil Nominal Voltage 60% 额定电压的60%	Coil Nominal Voltage 10% 额定电压的10%	0.6W
9	66.67	135				
12	50.00	240				
24	25.00	960				
6	130.00	45	Coil Nominal Voltage 110% 额定电压的110%	Coil Nominal Voltage 60% 额定电压的60%	Coil Nominal Voltage 10% 额定电压的10%	0.8W
9	90.00	102				
12	70.00	180				
24	30.00	720				

ORDERING INFORMATION订货标记

JYT78F-S-DC12V-A-D-(XXX)
1 2 3 4 5 6

1.Model Number基本型号JYT78F

2.Encapsulation form:S-Plastic Sealed SH:Fluk proofed
封装形式：S-塑封型 SH-防焊剂型

3.Coil Voltage线圈规格（VDC）：
DC6V,DC9V,DC12V,DC24V

4.Contact form: A-1Form A, B-1Form B, C-1Form C, 2A-2Form A
触点形式：A-1组常开, B-1组常闭
C-1组转换, 2A-2组常开

5.Rated Power:No-0.36W,L-0.6W,D-0.8W
额定功率：无-0. 36W, L-0. 6W, D-0. 8W

6.Customer Special Code :XXX-Customer Special Requirements
No - Standard Type
客户特性号：XXX-客户特殊要求，无-标准型

OUTLINE DIMENSIONS(UNIT:mm)外形尺寸（单位：mm）

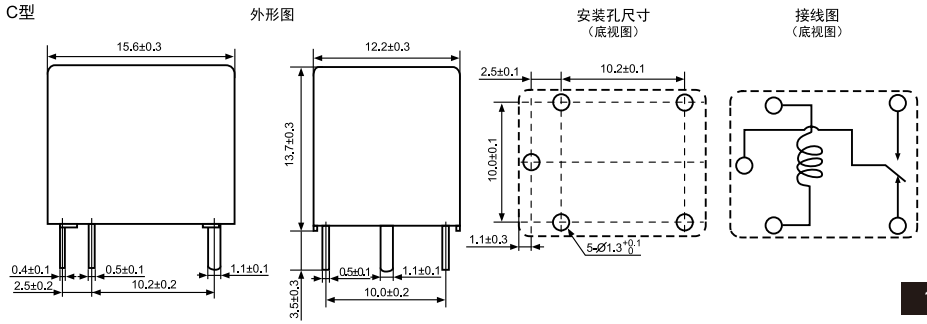

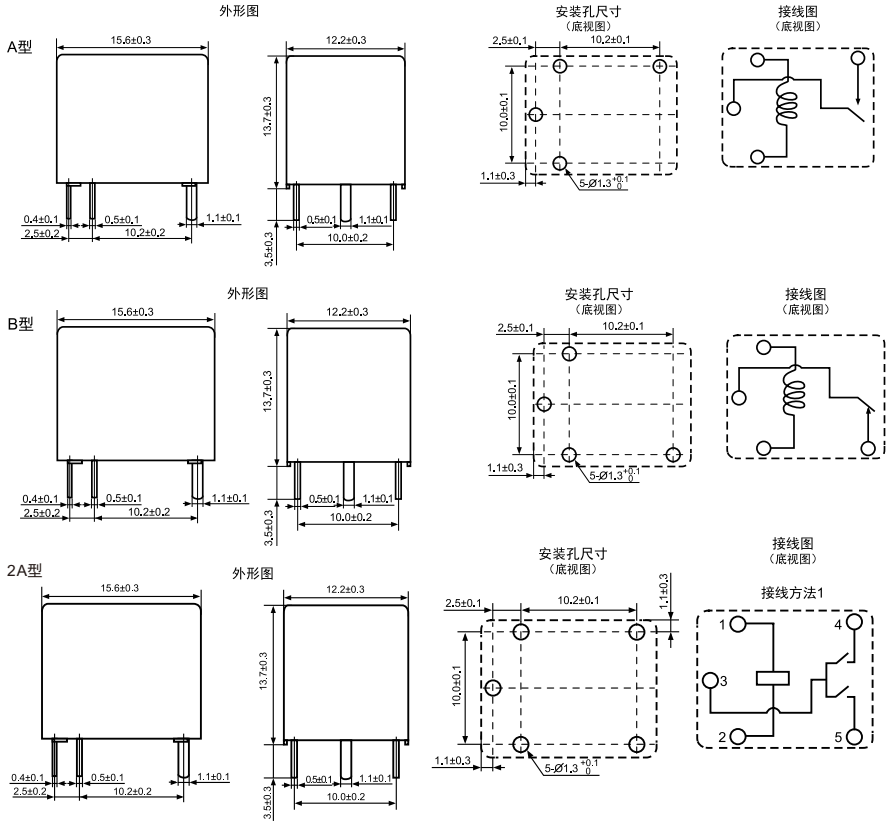

TYPICAL USE典型用途

- Car door lock motor control, Home appliances, Office equipment, Automatic burglar alarm and so on.
- 汽车门锁马达控制，家电，办公设备，自动防盗报警器等。

PERFORMANCE CHART性能曲线图

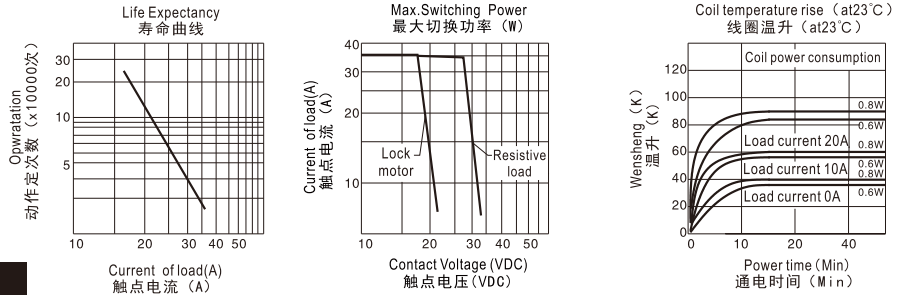

Automotive Relay Series汽车继电器系列--JYA31F

FEATURES特点

- Up to 40A contact switching capability
  高达40A触点切换能力
- 1 Form A 、1 Form B and1 Form C configurations
  具有一组常开、一组常闭、一组转化
- Low consumption and high availability
  低功耗高性能
- Overall dimensions (28.0X28.0X25.0) mm.
  外形尺寸（28.0X28.0X25.0）mm。

CONTACT PARAMETERS触点参数

Contact Form触点形式	A-1组常开	B-1组常闭	C-1组转换
Rating Load（Resistive）额定负载（阻性）	40A 14VDC（A）	30A 14VDC（B）	30A 14VDC（C）
	20A 28VDC（A）	10A 28VDC（B）	10A/20A 28VDC（C）
Max. Switching Current最大切换电流	40A		
Max.Switching Voltage最大切换电压	75VDC		
Max.Switching Power最大切换功率	560W（A型），420W（C型）		

CHARACTERISTICS性能参数

Contact Materials触点材料	Ag Alloy银合金	
Contact Resistance接触电阻	100mΩ Max	
Operate Time吸合时间	10ms. Max	
Release Time释放时间	10ms. Max	
Insulation Resistance绝缘电阻	100MΩ Min.(DC500V)	
Initial Dielectric Strength介质耐压	between open contacts: 触点与触点间：	AC550V,50/60Hz 1Min
	between contacts and coil: 触点与线圈间：	AC500V,50/60Hz 1Min
Vibration Resistance抗振动	Damage limits: 耐久：	10～55Hz Double Amplitude双振幅1.5mm
	Malfunction: 误动作：	10～55Hz Double Amplitude双振幅1.5mm
Shock Resistance抗冲击	Damage limits: 耐久：	10G Min
	Malfunction: 误动作：	100G Min
Life寿命	Mechanical Life (10800 per hour) 机械寿命（每小时10800次）	1×10^7
	Electrical Life (600 per hour) 电气寿命（每小时600次）	1×10^5
Ambient Temperature环境温度	-40℃～+125℃（No condensation）（不冷凝）	
Unit Weight单位重量	约Approx.37.0g（有背） 约Approx.32.0g（无背）	

COIL RATINGS（at23℃）线圈参数（在23℃）

Model 型号规格	Nominal Voltage 线圈额定电压 VDC	Coil Resistance 线圈电阻 Ω+/-10%	Parallel Resistance 并联电阻 Ω+/-5%	Equivalent Resistance 等效电阻 Ω+/-10%	Operate Voltage 吸合电压 ≤VDC	Release Voltage 释放电压 ≥VDC	Coil Power 额定线圈功率 W
CMA31-DC6V	6	22.5	-	-	4.2	0.6	1.6
CMA31-DC12V	12	90.0	-	-	8.4	1.2	
CMA31-DC24V	24	360	-	-	16.8	2.4	
CMA31-DC6V(R)	6	22.5	180	20.0	4.2	0.6	1.8
CMA31-DC12V(R)	12	90.0	680	79.5	8.4	1.2	
CMA31-DC24V(R)	24	360	2700	317.6	16.8	2.4	

ORDERING INFORMATION订货标记

JYA31F-S-DC12V-A-L-F-D-(XXX)
1 2 3 4 5 6 7 8

1.Model Number基本型号JYA31F
2.Encapsulation form:S-Plastic Sealed SH:Fluk proofed
封装形式：S-塑封型 SH-防焊剂型
3.Coil Voltage线圈规格（VDC）：
DC5V,DC6V,DC9V,DC12V,DC18V,DC24V
4.Contact form: A-1Form A,B-1Form B,C-1Form C
触点形式：A-1组常开，B-1组常闭
C-1组转换

5. Rated Power:No-1. 6W,L-1. 8W
额定功率：无-1. 6W, L-1. 8W
6.Shell form: No - Ordinary type, F- Shell with back type
外壳形式：无-普通型，F-外壳带背靠型
7.Parallel Electronic Component :
Blank - Standard R- With Resistor (6V-180Ω,12V-680Ω,24V-2700Ω) D- With Diode
并联元件：无-标准型 R- 带电阻 (6V-180Ω,12V-680Ω,24V-2700Ω) D- 带二极管
8. Customer Special Code ;XXX-Customer Special Requirements
No - Standard Type
客户特性号：XXX-客户特殊要求，无-标准型

OUTLINE DIMENSIONS（UNIT:mm)外形尺寸（单位：mm）

Backward type
背靠型

外形图 Outline

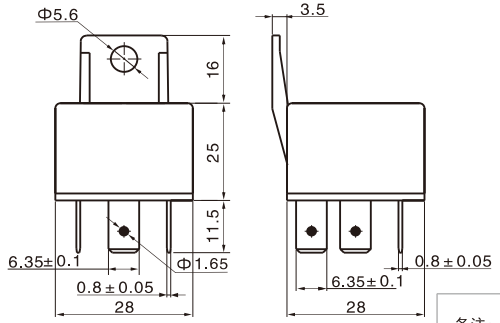

安装孔尺寸 Mounting Hole Layout
（底视图） (Bottom View)

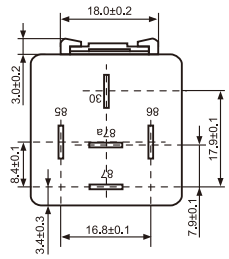

备注：Remark:	
	A型无87a脚 Form A: Without 87a terminal
	B型无87脚 Form B: Without 87 terminal
	C型全有 Form C: With all terminals

Ordinary type
普通型

外形图 Outline

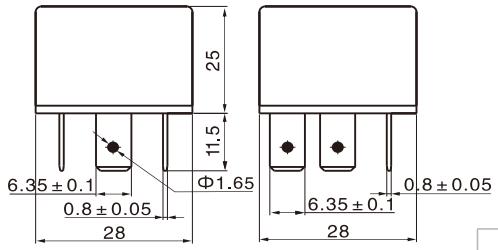

安装孔尺寸 Mounting Hole Layout
（底视图） (Bottom View)

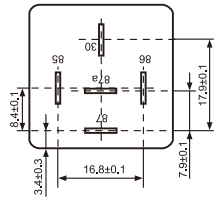

备注：Remark:	
	A型无87a脚 Form A: Without 87a terminal
	B型无87脚 Form B: Without 87 terminal
	C型全有 Form C: With all terminals

Wiring diagram (bottom view)
接线图（底视图）

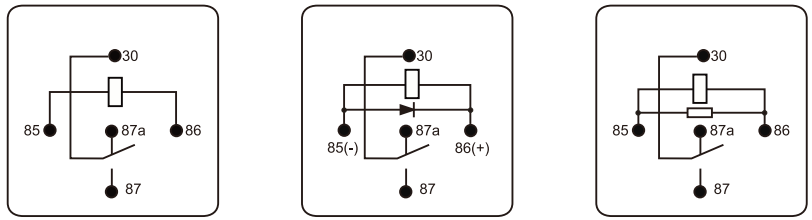

备注：Remark:	
	A型无87a脚 Form A: Without 87a terminal
	B型无87脚 Form B: Without 87 terminal
	C型全有 Form C: With all terminals

Undimensioned tolerance: <1mm：±0.2mm 1~5mm：±0.3mm >5mm：±0.4mm
未标注尺寸公差：<1mm：±0.2mm 1~5mm：±0.3mm >5mm：±0.4mm

Note: 1.The size of the lead foot is pre welding dimension. 注：1、引出脚尺寸为预焊前尺寸
2.installation hole size tolerance: + 0.1mm 2、安装孔尺寸公差：±0. 1mm

TYPICAL USE典型用途

- Rear window mist eliminator, Battery breaker, Automobile air conditioner, Oil and mercury control, Cooling fan control, Fog lamp, Headlamp control, Seat adjustment
- 后窗除雾器，电池断路装置，汽车空调，油汞控制，冷却风扇控制，雾灯、大灯控制，座椅调节

PERFORMANCE CHART性能曲线图

线圈连续通电电压范围
Continuous coil voltage range

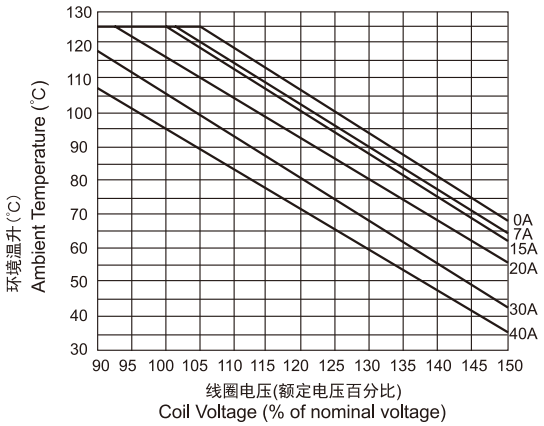

最大切换功率
Maximum Switching Power

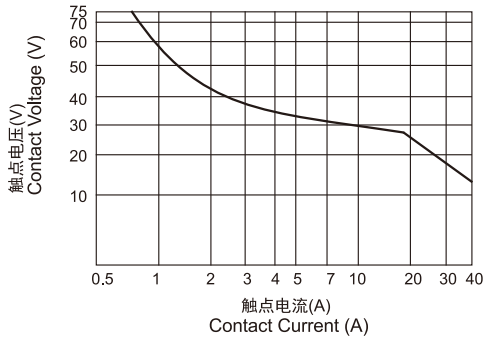

Automotive Relay Series汽车继电器系列--JY4133F

FEATURES特点



- Miniature heavy duty general purpose automotive relay
  Dimensions: 20.4×15.1×22.0(mm)
  小型通用汽车继电器
  尺寸:20.4×15.1×22.0(mm)
- Up to 35A contact seitching capability
  高达35A触点切换能力
- 1 Form A and C contact configurations
  具有一组常开和一组转换触点形式
- Operating ambient temperature: 125℃
  工作温度高达125℃

CONTACT PARAMETERS触点参数

Contact Form 触点形式		A-1组常开, C-1组转换
Contact Material 触点材料		Ag Alloy
Rated Load 触点负载		见表1
Contact Resistance 接触电阻		Max. 50mΩ(6VDC 1A)
负载 Load	Max.Switching Voltage 最大切换电压	28VDC
	Max.Switching Current 最大切换电流	35A
	Max.Switching Power 最大浪涌电流	NO:90A
		NC:20A
	Max.Switching Power 最大切换功率	490W(12V 线圈电压)
		420W(24V 线圈电压)
寿命 Life	Mechanical durability 电寿命	100,000次
	The durability of electricity 机械寿命	10,000,000次

CHARACTERISTICS性能参数

绝缘电阻 Insulation Resistance		Min. 100MΩ 500VDC
Dielectric Strength 介质电耐压	Between open contacts 线圈与触点间	550VAC, 1min
	Between coil and contacts 线圈与线圈间	550VAC, 1min
Release Time 吸合时间		Max. 10ms
Operate Time 释放时间		Max. 10ms
Operating Temperature 工作环境温度		-40℃ to +125℃
Humidity 相对温度		35～95%RH, +40℃
Shock Resistance 冲击	Endurance 强度	1000m/S^2
	Misoperation 稳定性	100m/S^2
Vibration Resistance 振动	Endurance 强度	10～55Hz, 1.5mm double amplitude
	Misoperation 稳定性	10～55Hz, 1.5mm double amplitude
Weight 重量		Approximately18.0g

COIL RATINGS（at23℃） 线圈参数 （在23℃）

Nominal Coil Power 额定线圈功率	1.5W(12V), 1.8W(24V)
Nominal Coil Power(With Resistor) 额定线圈功率（并联电阻）	1.7W(12V), 2.0W(24V)
Nominal Coil Power(High Sensitivity) 额定线圈功率（高灵敏度）	1.1W(12V)
Nominal Coil Power(High Sensitivity)(With Resistor) 额定线圈功率（高灵敏度）（并联电阻）	1.3W(12V)

Table 1 (Contact Rating) 表1 触点负载

Type 负载类型		Coil Voltage 12VDC 12VDC线圈电压	Coil Voltage 24VDC 24VDC线圈电压
Rating (Resistive Load) 阻性负载	Contact Rating 额定切换负载	NO:35A 14VDC	NO:15A 28VDC
		NC:20A 14VDC	NC: 8A 28VDC
	125 Switching Current 125℃切换负载	NO:20A(14VDC)	NO:15A(28VDC)
		NC:10A(14VDC)	NC:8A(28VDC)

COIL DATA Ambient Temperature: 23℃ 线圈规格表 环境温度:23℃

Model 型号规格	Nominal Voltage VDC 线圈额定电压VDC	Coil Resistance Ω+/-10% 线圈电阻 Ω+/-10%	Parallel Resistance Ω+/-5% 并联电阻 Ω+/-5%	Equivalent Resistance Ω+/-10% 等效电阻 Ω+/-10%	Operate Voltage ≤VDC 吸合电压 VDC	Release Voltage ≥VDC 释放电压 VDC	Coil Power W 额定线圈功率W
4133-S-DC12V	12	96	-	-	7.2	1.2	1.5
4133-S-DC24V	24	320	-	-	14.4	2.4	1.8
4133-S-DC12V(R)	12	96	680	84.1	7.2	1.2	1.7
4133-S-DC24V(R)	24	320	2700	286	14.4	2.4	2.0
4133H-S-DC12V	12	130	-	-	7.2	1.2	1.1
4133H-S-DC12V(R)	12	130	680	109	7.2	1.2	1.3

JY4133F

ORDERING INFORMATION订货标记

JY4133F-S-DC12V-A-L-D-(XXX)
1 2 3 4 5 6 7

1.Model Number基本型号 JY4133F
2.Encapsulation form:S-Plastic Sealed SH:Fluk proofed
封装形式：S-塑封型 SH-防焊剂型
3.Coil Voltage线圈规格（VDC）：
DC5V,DC6V,DC9V,DC12V,DC18V,DC24V
4.Contact form: A-1Form A,B-1Form B,C-1Form C
触点形式：A-1组常开，B-1组常闭
C-1组转换

5. Rated Power:No-Standard,L-High Sensitivity
额定功率：无-标准型, L-灵敏型
6. Parallel Electronic Component :
Blank - Standard R- With Resistor D- With Diode
(12V-680Ω,24V-2700Ω)
并联元件：无-标准型 R- 带电阻 D- 带二极管
(12V-680Ω,24V-2700Ω)
7. Customer Special Code :XXX- Customer Special Requirements
No - Standard Type
客户特性号：XXX-客户特殊要求， 无-标准型

OUTLINE, WIRING DIAGRAM, MOUNTING HOLE LAYOUT (UNIT: mm) 外形图、接线图、安装孔尺寸（单位：mm）

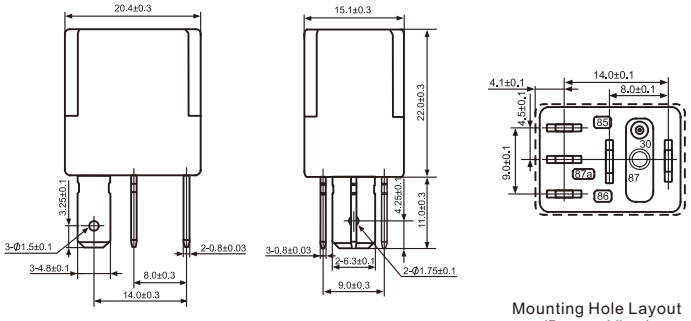

Outline
外形图

Mounting Hole Layout
(Bottom View)
安装孔尺寸
（底视图）

Remark: Form A: Without 87a terminal
Form C: With all terminals
备注：A型无87a脚
C型全有

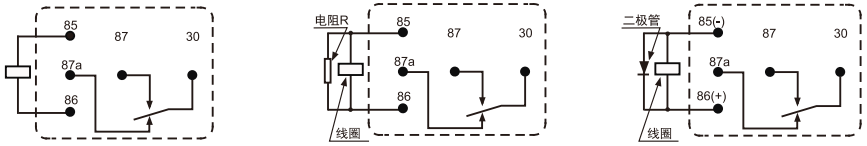

Wiring Diagram
(Bottom View)
接线图
（底视图）

Remark: Form A: Without 87a terminal
Form C: With all terminals
备注：A型无87a脚
C型全有

PERFORMANCE CHART性能曲线图

Coil Temperature Rise
线圈温升

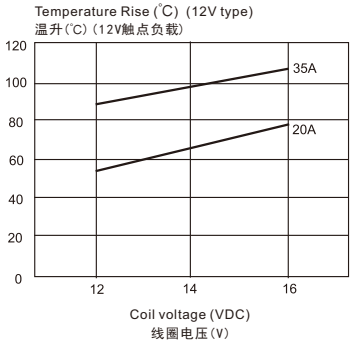

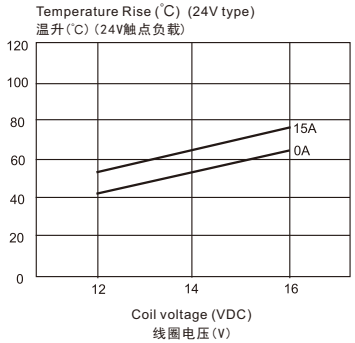

Automotive Relay Series汽车继电器系列--JY3FL

FEATURES特点

- 超小型大功率磁保持继电器
  Subminiature high power latching relay
- 低线圈功耗 Low coil power
  单线圈磁保持：约0.4W 1 coil latching: approx. 0.4W
  双线圈磁保持：约0.8W 2 coils latching: approx. 0.8W
- 15A触点切换能力 15A switching capability
- 具有一组常开、一组转换触点形式
  1 Form A and 1 Form C configurations
- 超小型、标准印制板引出脚
  Subminiature, standard PCB layout
- 塑封型和防焊剂型可供选择
  Plasticsealed and flux proofed types available

CONTACT PARAMETERS触点参数

Contact Form触点形式	A-1组常开, C-1组转换
Rating Load(Resistive)额定负载（阻性）	10A 277VAC
Max. Switching Current最大切换电流	10A/15A
Max.Switching Voltage最大切换电压	277VAC/30VDC
Max.Switching Power最大切换功率	2770W

CHARACTERISTICS性能参数

Contact Materials触点材料	Ag Alloy银合金	
Contact Resistance接触电阻	100mΩ Max	
Operate Time吸合时间	10ms. Max	
Release Time释放时间	10ms. Max	
Insulation Resistance绝缘电阻	100MΩ Min.(DC500V)	
Initial Dielectric Strength介质耐压	between open contacts: 触点与触点间：	AC 750 V,50/60Hz 1Min
	between contacts and coil: 触点与线圈间：	AC 2000 V,50/60Hz 1Min
Vibration Resistance抗振动	Damage limits: 耐久：	10～55Hz Double Amplitude双振幅1.5mm
	Malfunction: 误动作：	10～55Hz Double Amplitude双振幅1.5mm
Shock Resistance抗冲击	Damage limits: 耐久：	G Min
	Malfunction: 误动作：	100G Min
Life寿命	Mechanical Life (10800 per hour) 机械寿命（每小时10800次）	1×10^7
	Electrical Life (600 per hour) 电气寿命（每小时600次）	1×10^3
Ambient Temperature环境温度	-40℃～+85℃（No condensation）（不冷凝）	
Unit Weight单位重量	约Approx.9.0g	

COIL RATINGS(at23℃) 线圈参数（在23℃)

Coil Nominal Voltage 额定电压 (VDC)	Set Voltage 动作电压 (VDC)	Reset Voltage 复归电压 (VDC)	Pulse Width 脉冲宽度 ms	Max. Voltage 最大电压 (VDC)	Coil Resistance 线圈电阻 Ω	Rated power 额定功率
5	≤4.0	≤4.0	≥100	7.5	62.5 x (1±10%)	About 0. 4W 约0. 4W
6	≤4.8	≤4.8	≥100	9	90 x (1±10%)	
9	≤7.2	≤7.2	≥100	13.5	202.5 x (1±10%)	
12	≤9.6	≤9.6	≥100	18	360 x (1±10%)	
24	≤19.2	≤19.2	≥100	36	1440 x (1±10%)	
48	≤38.4	≤38.4	≥100	72	5760 x (1±10%)	
5	≤4.0	≤4.0	≥100	7.5	31.5 x (1±10%)	About 0. 8W 约0. 8W
6	≤4.8	≤4.8	≥100	9	45 x (1±10%)	
9	≤7.2	≤7.2	≥100	13.5	101.5 x (1±10%)	
12	≤9.6	≤9.6	≥100	18	180 x (1±10%)	
24	≤19.2	≤19.2	≥100	36	720 x (1±10%)	
48	≤38.4	≤38.4	≥100	72	2880 x (1±10%)	

ORDERING INFORMATION订货标记

JY3FL-S-DC12V-A-L1-R-(XXX)
1 2 3 4 5 6 7

1.Model Number基本型号 JY3FL

2.Encapsulation form:S-Plastic Sealed SH:Fluk proofed
封装形式：S-塑封型 SH-防焊剂型

3.Coil Voltage线圈规格（VDC）：
DC5V,DC6V,DC9V,DC12V,DC24V,DC48V

4.Contact form:
single-1 Form A, single-1 Form C
触点形式：
单继电器1组常开,单继电器1组转换

5. Coil Type:L1-Single coil magnetic hold;
L2-Double coil magnetic hold
线圈类型:L1-单线圈磁保持；L2-双线圈磁保持

6. Polarity Characteristics:
R-Reverse Polarity(Such as wiring diagram);
NO-Standard polarity(Such as wiring diagram)
极性特点:
R-反极性（如接线图）；无-标准极性（如接线图）

7. Customer Special Code :XXX-Customer Special Requirements
No - Standard Type
客户特性号: XXX-客户特殊要求， 无-标准型

OUTLINE DIMENSIONS（UNIT:mm)外形尺寸（单位：mm）

外形图
Outline Dimensions

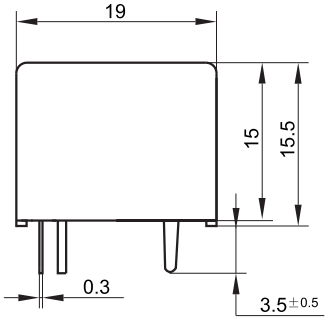

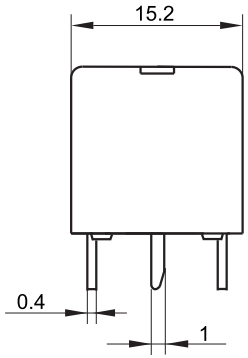

安装孔尺寸(底视图)
PCB Layout (Bottom view)

单线圈磁保持
1 coil latching

一组常开 1 Form A

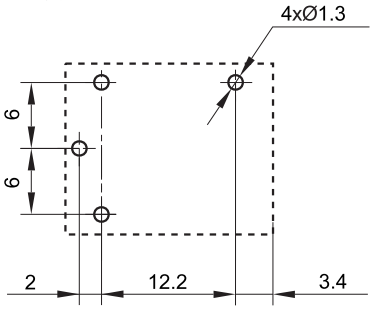

一组转换 1 Form C

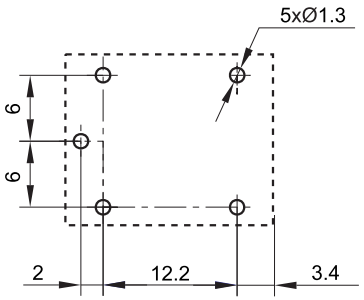

双线圈磁保持
2 coils latching

一组常开 1 Form A

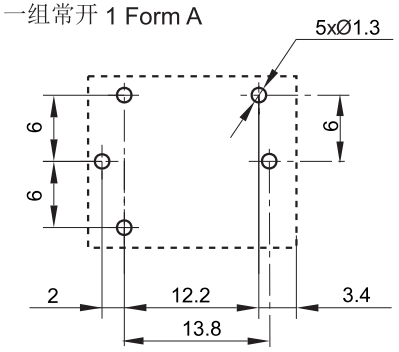

一组转换 1 Form C

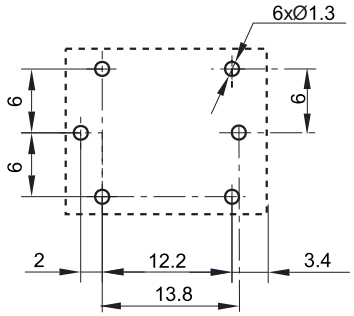

接线图(底视图)
Wiring Diagram(Bottom view)

单线圈磁保持
1 coil latching

标准极性 Standard Polarity

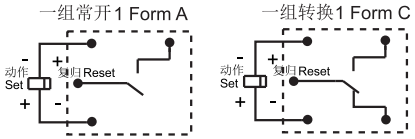

反极性 Reverse Polarity

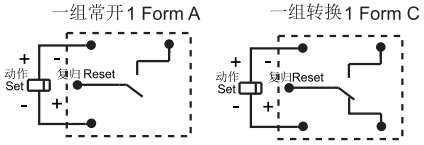

双线圈磁保持
2 coils latching

标准极性Standard Polarity

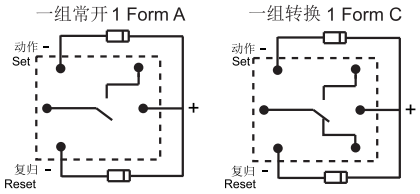

反极性 Reverse Polarity

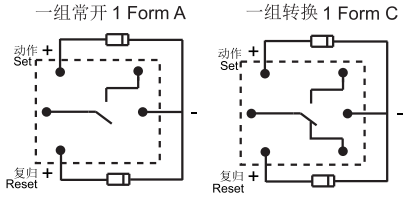

TYPICAL USE典型用途

- Car door lock motor control, Home appliances, Office equipment, Automatic burglar alarm and so on.
- 汽车门锁马达控制，家电，办公设备，自动防盗报警器等。

PERFORMANCE CHART性能曲线图

Magnetic Maintenance Relay Sseies 磁保持继电器系列--JY3FL

FEATURES特点

- Small size,100A contact switching capability
  体积小、100A触点切换能力；
- Small coil power consumption ,Largely reduce the temperature increment
  线圈功耗小，温升极低
- Small contact resistance,good electrical contact stability
  接触电阻小，电接触稳定性能好；
- Strong shock resistance and vibration resistance
  抗冲击、抗振动能力强；
- Overall dimensions(52X43X22)mm
  外形尺寸：52×43×22mm

CONTACT DATA 主要技术参数

Contact Form 触点形式	1A 1B
Contact Material 触点材料	$AgSO_2$
Contact Resistance 接触电阻 6VDC 1A	1mΩ
Rated Load 触点负载	100A 250VAC/120A 250VAC
Max.Switching Current 最大切换电流	100A/120A
Max.Switching Voltage 最大切换电压	250VAC
Max.Switching Power 最大切换功率	25000VA/30000VA
The durability of electricity 机械寿命	5×10^{5}
Mechanical durability 电气寿命	1×10^{4}
Pick-up Time 动作时间	≤20ms
Release Time 回复时间	≤20ms
Coil Power 线圈功率	Single coil: 2.3W Double coil: 4.6W 单线圈：2. 3W 双线圈：4. 6W
Insulation (Coil & Contacts) 触点与线圈耐压	4000VAC 1min
Insulation (Between Contacts) 触点间耐压	1800VAC 1min
Insulation Resistance 绝缘电阻	≥1000mΩ
Ambient Temperature 环境温度	-40° C～+70° C
Shock Strength 抗冲击强度	$1000m/S^{2}$
Shock Stability 抗冲击稳定性	$100M/S^{2}$
humidity 湿度	98%RH.40
Installation mode 安装方式	Momentary Connection 快速连接
weight 重量	80g

SAMPLE ORDER 订货示例

JY09E — F — 1 12 D B 1 2 3 4 5 6	
RelayType: JY09E	JY09E
Sealed type: F- dustproof type, S- plastic encapsulated type 密封型：F-防尘型，S-塑封型	
Contact group number: 1 represents 1 groups of contacts, 2 represents 2 sets of contacts 触点组数：1代表1组触点，2代表2组触点	
Coil Voltage: 09-9VDC,12-12VDC 线圈电压：09代表9VDC, 12代表13VDC	
Coil form: no indication of a group of coils, D represents two sets of coils 线圈形式：无表示一组线圈，D表示两组线圈	
contact form: M stands for normally open contact, does not represent conversion, B stands for normally closed 触点形式：M代表常开触点，没有代表转换，B代表常闭	

Coil Data （at 23°C） 线圈参数（at 23 °C）

Model 型号规格	Rated Voltage VDC 额定电压 VDC	Coil Resistance Ω±10% 线圈电阻（Ω±10%）	Max.Pull-in Voltage ≤VDC 吸合电压最大 VDC	Min.Release Voltage ≥VDC 释放电压最小 VDC	Coil Power 线圈功率W
9V	9	35	6.75	6.75	2.3
12V	12	63	9	9	
24V	24	250	18	18	
48V	48	1002	36	36	
9V	9	2×18	6.75	6.75	4.6
12V	12	2×31	9	9	
24V	24	2×125	18	18	
48V	48	2×501	36	36	

Overalland Mounting Dimensions 外形及安装图

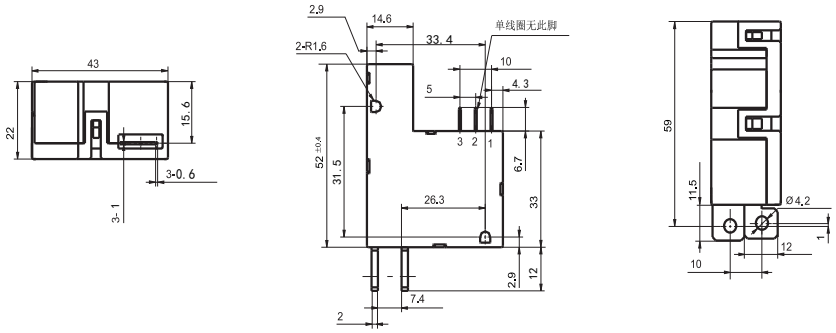

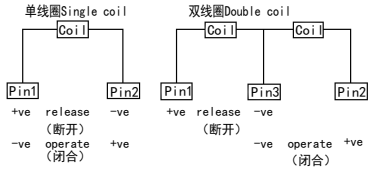

Magnetic Maintenance Relay Sseies 磁保持继电器系列--JY09F

FEATURES特点

- Small size,120A contact switching capability
  120A
- Small coil power consumption ,Largely reduce the temperature increment
  线圈功耗小，温升极低
- Small contact resistance,good electrical contact stability
  接触电阻小，电接触稳定性能好；
- Strong shock resistance and vibration resistance
  抗冲击、抗振动能力强；
- Overall dimensions(76.0X43.0X25.0)mm
  76.0×43.0×25.0mm

CONTACT DATA 主要技术参数

Contact Form 触点形式	1A 1B
Contact Material 触点材料	$AgSO_2$
Contact Resistance 接触电阻 6VDC 1A	1.0mΩ
Rated Load 触点负载	120A 250VAC
Max.Switching Current 最大切换电流	120A
Max.Switching Voltage 最大切换电压	250VAC
Max.Switching Power 最大切换功率	30000VA
The durability of electricity 机械寿命	5×10^{5}
Mechanical durability 电气寿命	6×10^{3}
Pick-up Time 动作时间	≤30ms
Release Time 回复时间	≤30ms
Coil Power 线圈功率	Single coil: 1.8W Double coil: 3.6W 单线圈：1. 8W 双线圈：3. 6W
Insulation (Coil & Contacts) 触点与线圈耐压	4000VAC 1min
Insulation (Between Contacts) 触点间耐压	1800VAC 1min
Insulation Resistance 绝缘电阻	≥1000mΩ
Ambient Temperature 环境温度	-40° C～+70° C
Shock Strength 抗冲击强度	$1000m/S^{2}$
Shock Stability 抗冲击稳定性	$100M/S^{2}$
humidity 湿度	98%RH.40
Installation mode 安装方式	Momentary Connection 快速连接
weight 重量	180g

SAMPLE ORDER 订货示例

JY09F — F — 1 12 D B 1 2 3 4 5 6	
RelayType: JY09F	JY09F
Sealed type: F- dustproof type, S- plastic encapsulated type 密封型：F-防尘型，S-塑封型	
Contact group number: 1 represents 1 groups of contacts, 2 represents 2 sets of contacts 触点组数：1代表1组触点，2代表2组触点	
Coil Voltage: 09-9VDC,12-12VDC 线圈电压：09代表9VDC, 12代表13VDC	
Coil form: no indication of a group of coils, D represents two sets of coils 线圈形式：无表示一组线圈，D表示两组线圈	
Contact form: M stands for normally open contact, does not represent conversion, B stands for normally closed 触点形式：M代表常开触点，没有代表转换，B代表常闭	

Coil Data （at 23°C） 线圈参数（at 23 ℃）

Model 型号规格	Rated Voltage VDC 额定电压 VDC	Coil Resistance Ω±10% 线圈电阻（Ω±10%）	Max.Pull-in Voltage ≤VDC 吸合电压最大 VDC	Min.Release Voltage ≥VDC 释放电压最小 VDC	Coil Power 线圈功率W
9V	9	45	6.75	6.75	1.8
12V	12	80	9	9	
24V	24	320	18	18	
48V	48	1280	36	36	
9V	9	2×22.5	6.75	6.75	3.6
12V	12	2×40	9	9	
24V	24	2×160	18	18	
48V	48	2×640	36	36	

Overalland Mounting Dimensions 外形及安装图

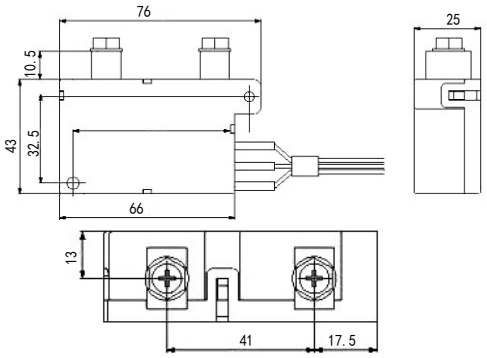

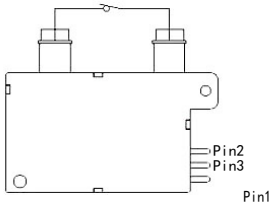

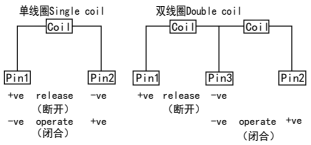

Magnetic Maintenance Relay Sseies 磁保持继电器系列--JY09ED

FEATURES特点

- Small size,100A contact switching capability
  100A
- Small coil power consumption ,Largely reduce the temperature increment
  线圈功耗小，温升极低
- Small contact resistance,good electrical contact stability
  接触电阻小，电接触稳定性能好；
- Strong shock resistance and vibration resistance
  抗冲击、抗振动能力强；
- Overall dimensions(42X37X21.5)mm
  42×37×21.5mm

CONTACT DATA 主要技术参数

Contact Form 触点形式	1B
Contact Material 触点材料	$AgSO_2$
Contact Resistance 接触电阻 6VDC 1A	0.8mΩ
Rated Load 触点负载	100A 250VAC
Max.Switching Current 最大切换电流	100A
Max.Switching Voltage 最大切换电压	250VAC
Max.Switching Power 最大切换功率	25000VA
The durability of electricity 机械寿命	1×10^{6}
Mechanical durability 电气寿命	1×10^{4}
Pick-up Time 动作时间	≤15ms
Release Time 回复时间	≤15ms
Coil Power 线圈功率	Single coil: 2.3W Double coil: 4.6W 单线圈：2.3W 双线圈：4.6W
Insulation (Coil & Contacts) 触点与线圈耐压	2500VAC 1min
Insulation (Between Contacts) 触点间耐压	1500VAC 1min
Insulation Resistance 绝缘电阻	≥1000mΩ
Ambient Temperature 环境温度	-40°C 55°C
Shock Strength 抗冲击强度	$1000m/S^{2}$
Shock Stability 抗冲击稳定性	$100M/S^{2}$
humidity 湿度	98%RH.40
Installation mode 安装方式	P.C.B
weight 重量	65g

SAMPLE ORDER 订货示例

JY09ED — F — 1 12 D B 1 2 3 4 5 6	
RelayType: JY09ED	JY09ED
Sealed type: F- dustproof type, S- plastic encapsulated type	密封型：F-防尘型，S-塑封型
Contact group number: 1 represents 1 groups of contacts, 2 represents 2 sets of contacts	触点组数：1代表1组触点，2代表2组触点
Coil Voltage: 09-9VDC,12-12VDC	线圈电压：09代表9VDC, 12代表13VDC
Coil form: no indication of a group of coils, D represents two sets of coils	线圈形式：无表示一组线圈，D表示两组线圈
Contact form: M stands for normally open contact, does not represent conversion, B stands for normally closed	触点形式：M代表常开触点，没有代表转换，B代表常闭

Coil Data （at 23°C） 线圈参数（at 23 ℃）

Model 型号规格	Rated Voltage VDC 额定电压 VDC	Coil Resistance Ω±10% 线圈电阻（Ω±10%）	Max.Pull-in Voltage ≤VDC 吸合电压最大 VDC	Min.Release Voltage ≥VDC 释放电压最小 VDC	Coil Power 线圈功率W
9V	9	16.2	6.75	6.75	2.3
12V	12	60	9	9	
24V	24	230	18	18	
48V	48	920	36	36	
9V	9	2×8.1	6.75	6.75	4.6
12V	12	2×30	9	9	
24V	24	2×115	18	18	
48V	48	2×460	36	36	

Overalland Mounting Dimensions 外形及安装图

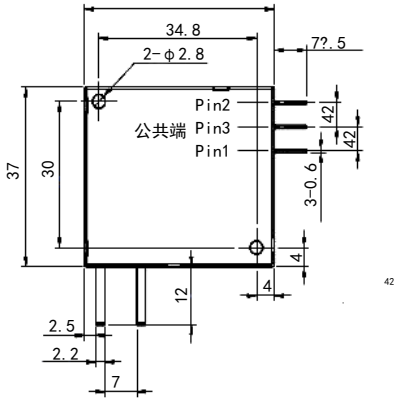

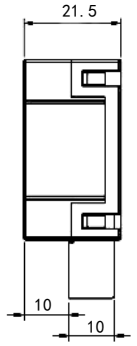

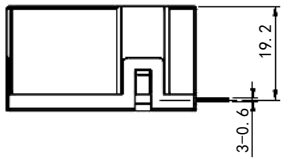

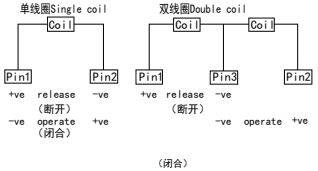

Magnetic Maintenance Relay Sseies 磁保持继电器系列--JY09EC

FEATURES特点

- Small size,100A/120A contact switching capability
  100A/120A
- Small coil power consumption ,Largely reduce the temperature increment
  线圈功耗小，温升极低
- Small contact resistance,good electrical contact stability
  接触电阻小，电接触稳定性能好；
- Strong shock resistance and vibration resistance
  抗冲击、抗振动能力强；
- Overall dimensions(52X43X21)mm
  外形尺寸：52×43×21mm

CONTACT DATA 主要技术参数

Contact Form 触点形式	1A 1B
Contact Material 触点材料	$AgSO_2$
Contact Resistance 接触电阻 6VDC 1A	1.0mΩ
Rated Load 触点负载	100A 250VAC/120A 250VAC
Max.Switching Current 最大切换电流	100A
Max.Switching Voltage 最大切换电压	250VAC
Max.Switching Power 最大切换功率	25000VA/30000VA
The durability of electricity 机械寿命	5×10^{5}
Mechanical durability 电气寿命	1×10^{4}
Pick-up Time 动作时间	≤20ms
Release Time 回复时间	≤20ms
Coil Power 线圈功率	Single coil: 2.3W Double coil: 4.6W 单线圈：2.3W 双线圈：4.6W
Insulation (Coil & Contacts) 触点与线圈耐压	4000VAC 1min
Insulation (Between Contacts) 触点间耐压	2000VAC 1min
Insulation Resistance 绝缘电阻	≥1000mΩ
Ambient Temperature 环境温度	-40° C～+70° C
Shock Strength 抗冲击强度	$980m/S^{2}$
Shock Stability 抗冲击稳定性	$98M/S^{2}$
humidity 湿度	95%RH.40
Installation mode 安装方式	Momentary Connection 快速连接
weight 重量	75g

SAMPLE ORDER 订货示例

JY09EC — F — 1 12 D B 1 2 3 4 5 6	
RelayType: JY09EC	JY09EC
Sealed type: F- dustproof type, S- plastic encapsulated type	密封型：F-防尘型，S-塑封型
Contact group number: 1 represents 1 groups of contacts, 2 represents 2 sets of contacts	触点组数：1代表1组触点，2代表2组触点
Coil Voltage: 09-9VDC,12-12VDC	线圈电压：09代表9VDC, 12代表13VDC
Coil form: no indication of a group of coils, D represents two sets of coils	线圈形式：无表示一组线圈，D表示两组线圈
Contact form: M stands for normally open contact, does not represent conversion, B stands for normally closed	触点形式：M代表常开触点，没有代表转换，B代表常闭

Coil Data （at 23°C） 线圈参数（at 23 °C）

Model 型号规格	Rated Voltage VDC 额定电压 VDC	Coil Resistance Ω±10% 线圈电阻（Ω±10%）	Max.Pull-in Voltage ≤VDC 吸合电压最大 VDC	Min.Release Voltage ≥VDC 释放电压最小 VDC	Coil Power 线圈功率W
9V	9	35	6.75	6.75	2.3
12V	12	63	9	9	
24V	24	250	18	18	
48V	48	1000	36	36	
9V	9	2×17.5	6.75	6.75	4.6
12V	12	2×31	9	9	
24V	24	2×125	18	18	
48V	48	2×500	36	36	

Overalland Mounting Dimensions 外形及安装图

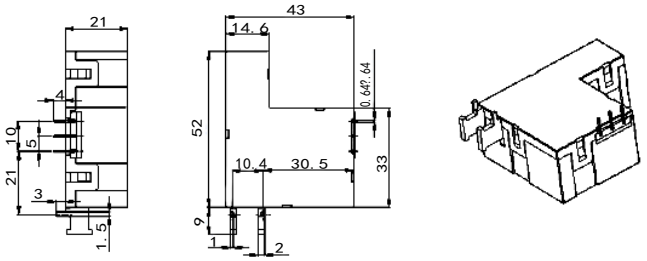

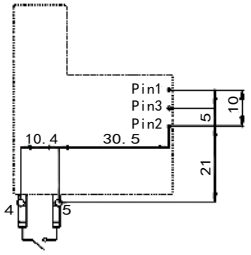

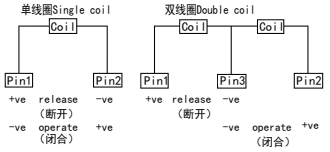

Magnetic Maintenance Relay Sseies 磁保持继电器系列--JY09BC

FEATURES特点

- Small size,80A/90A contact switching capability
  80A/90A
- Small coil power consumption ,Largely reduce the temperature increment
  线圈功耗小，温升极低
- Small contact resistance,good electrical contact stability
  接触电阻小，电接触稳定性能好；
- Strong shock resistance and vibration resistance
  抗冲击、抗振动能力强；
- Overall dimensions(38X30X17)mm
  外形尺寸：38×30×17mm



CONTACT DATA 主要技术参数

Contact Form 触点形式	1A 1B
Contact Material 触点材料	$AgSO_2$
Contact Resistance 接触电阻 6VDC 1A	1.0mΩ
Rated Load 触点负载	80A 250VAC/90A 250VAC
Max.Switching Current 最大切换电流	80A/90A
Max.Switching Voltage 最大切换电压	250VAC
Max.Switching Power 最大切换功率	20000VA/22500VA
The durability of electricity 机械寿命	5×10^{6}
Mechanical durability 电气寿命	1×10^{4}
Pick-up Time 动作时间	≤15ms
Release Time 回复时间	≤15ms
Coil Power 线圈功率	Single coil: 1.5W Double coil: 3W 单线圈：1. 5W 双线圈：3W
Insulation (Coil & Contacts) 触点与线圈耐压	2500VAC 1min
Insulation (Between Contacts) 触点间耐压	1500VAC 1min
Insulation Resistance 绝缘电阻	≥1000mΩ
Ambient Temperature 环境温度	-40°C 55°C
Shock Strength 抗冲击强度	$1000m/S^{2}$
Shock Stability 抗冲击稳定性	$100M/S^{2}$
humidity 湿度	98%RH.40
Installation mode 安装方式	P. C. b
weight 重量	42g

SAMPLE ORDER 订货示例

JY09BC — F — 1 12 D B 1 2 3 4 5 6	
RelayType: JY09BC	JY09BC
Sealed type: F- dustproof type, S- plastic encapsulated type	密封型：F-防尘型，S-塑封型
Contact group number: 1 represents 1 groups of contacts, 2 represents 2 sets of contacts	触点组数：1代表1组触点，2代表2组触点
Coil Voltage: 09-9VDC,12-12VDC	线圈电压：09代表9VDC, 12代表13VDC
Coil form: no indication of a group of coils, D represents two sets of coils	线圈形式：无表示一组线圈，D表示两组线圈
Contact form: M stands for normally open contact, does not represent conversion, B stands for normally closed	触点形式：M代表常开触点，没有代表转换，B代表常闭

Coil Data （at 23°C） 线圈参数（at 23 ℃）

Model 型号规格	Rated Voltage VDC 额定电压 VDC	Coil Resistance Ω±10% 线圈电阻（Ω±10%）	Max.Pull-in Voltage ≤VDC 吸合电压最大 VDC	Min.Release Voltage ≥VDC 释放电压最小 VDC	Coil Power 线圈功率W
9V	9	54	6.75	6.75	1.5
12V	12	96	9	9	
24V	24	384	18	18	
48V	48	1536	36	36	
9V	9	2×27	6.75	6.75	3
12V	12	2×48	9	9	
24V	24	2×192	18	18	
48V	48	2×768	36	36	

Overalland Mounting Dimensions 外形及安装图

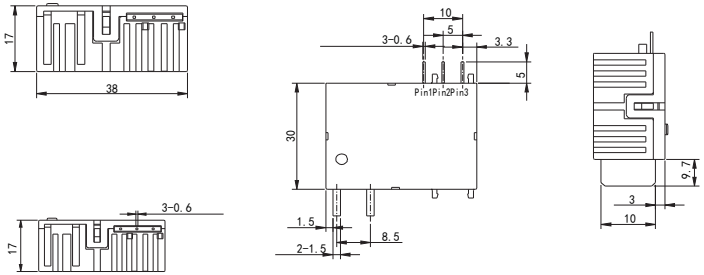

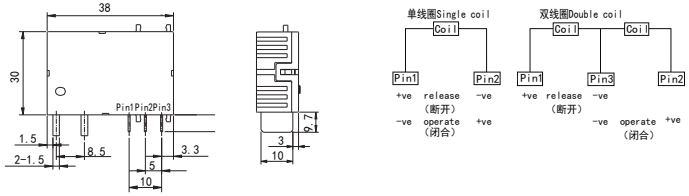

Magnetic Maintenance Relay Sseies 磁保持继电器系列--JY09D

FEATURES特点

- Small size,100A contact switching capability
  100A
- Small coil power consumption ,Largely reduce the temperature increment
  线圈功耗小，温升极低
- Small contact resistance,good electrical contact stability
  接触电阻小，电接触稳定性能好；
- Strong shock resistance and vibration resistance
  抗冲击、抗振动能力强；
- Overall dimensions(42X37X21.5)mm
  42×37×21.5mm



CONTACT DATA 主要技术参数

Contact Form 触点形式	1B
Contact Material 触点材料	$AgSO_2$
Contact Resistance 接触电阻 6VDC 1A	0.8mΩ
Rated Load 触点负载	100A 250VAC
Max.Switching Current 最大切换电流	100A
Max.Switching Voltage 最大切换电压	250VAC
Max.Switching Power 最大切换功率	25000VA
The durability of electricity 机械寿命	1×10^{6}
Mechanical durability 电气寿命	1×10^{4}
Pick-up Time 动作时间	≤15ms
Release Time 回复时间	≤15ms
Coil Power 线圈功率	Single coil: 2.3W Double coil: 4.6W 单线圈：2.3W 双线圈：4.6W
Insulation (Coil & Contacts) 触点与线圈耐压	2500VAC 1min
Insulation (Between Contacts) 触点间耐压	1500VAC 1min
Insulation Resistance 绝缘电阻	≥1000mΩ
Ambient Temperature 环境温度	-40°C 55°C
Shock Strength 抗冲击强度	$1000m/S^{2}$
Shock Stability 抗冲击稳定性	$100M/S^{2}$
humidity 湿度	98%RH.40
Installation mode 安装方式	P.C.B
weight 重量	65g

SAMPLE ORDER 订货示例

JY09D — F — 1 12 D B 1 2 3 4 5 6	
RelayType: JY09D	JY09D
Sealed type: F- dustproof type, S- plastic encapsulated type	密封型：F-防尘型，S-塑封型
Contact group number: 1 represents 1 groups of contacts, 2 represents 2 sets of contacts	触点组数：1代表1组触点，2代表2组触点
Coil Voltage: 09-9VDC,12-12VDC	线圈电压：09代表9VDC, 12代表13VDC
Coil form: no indication of a group of coils, D represents two sets of coils	线圈形式：无表示一组线圈，D表示两组线圈
Contact form: M stands for normally open contact, does not represent conversion, B stands for normally closed	触点形式：M代表常开触点，没有代表转换，B代表常闭

Coil Data （at 23°C） 线圈参数（at 23 ℃）

Model 型号规格	Rated Voltage VDC 额定电压 VDC	Coil Resistance Ω±10% 线圈电阻（Ω±10%）	Max.Pull-in Voltage ≤VDC 吸合电压最大 VDC	Min.Release Voltage ≥VDC 释放电压最小 VDC	Coil Power 线圈功率W
9V	9	16.2	6.75	6.75	2.3
12V	12	60	9	9	
24V	24	230	18	18	
48V	48	920	36	36	
9V	9	2×8.1	6.75	6.75	4.6
12V	12	2×30	9	9	
24V	24	2×115	18	18	
48V	48	2×460	36	36	

Overalland Mounting Dimensions 外形及安装图

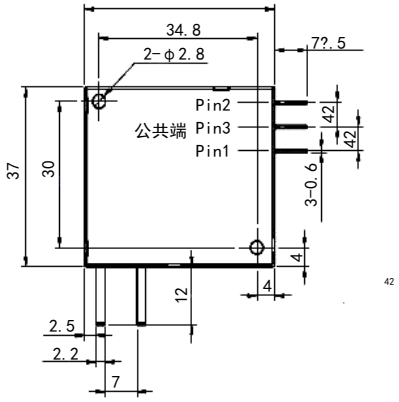

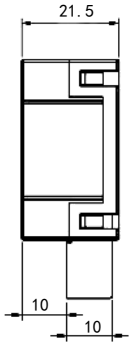

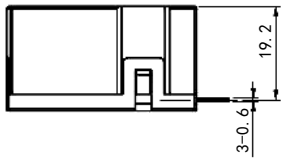

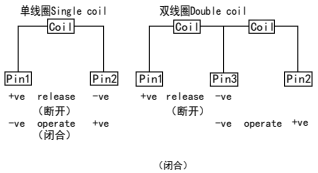

GUIDELINES OF RELAY

CHAPTER 2 THE PRINCIPLES OF SELECTING THE RELAYS

In order to correctly select relays, customers need know the characteristics of the relays to ensure whether these characteristics meet with the practical requirements. It will be more reliable if these characteristics can be tested in the practical environment. The principles of selecting relays can be seen in table 1. In table 1 ,in the column "must be confirmed" the item with mark is confirmed and a type of relay can be selected If there is further requirement, the correspondent items with the mark are required to be further confirmed.

Table 1

Item		The consideredpoin ts	Confi rmed	Refer ence	Influence factors
Contact	Contact load	AC, DC, size and types (inductive or resistive)	√		● the ambient temperature ● as for AC load, is the operation and the load synchronous or not ● Does the contact material match the load?
	Contact arrangement	NO or NC or switching? how many pairs of the contacts?	√		
	Electrical endurance	The frequency and the expected operation times?	√		
	Contact material	Which material?		√	
	Contact resistance	How much and the testing conditions?		√	
Coil	Rated voltage	How much, direction, AC, DC?	√		● the ambient temperature ● the power fluctuation ● the voltage drop driven by semi-conductor
	Coil resistance	How much? The input power consumption?	√		
	Operate voltage	How much? The influence of the power wave?		√	
	Release voltage	How much? The influence of the power fluctuation?		√	
	Max. allowable voltage	How much? How long?		√	
	Coil temperature rise	How much? Insulation level?		√	
Performance	Enclosure type	Unenclosed type, dust protected, flux proofed, or plastic sealed?	√		● the ambient atmosphere ● the safety requirements
	Dielectric strength	How much? where?	√		
	Insulation resistance	How much where?		√	
	Vibration resistance	How much? Functional or destructive?		√	
	Shock resistance	How much? Functional or strength?		√	
Practical Environment	Ambient temperature	High or low? How long?	√		● insulation level ● method of encapsulation ● the life
	Atmosphere	Humidity? Harmful gases ?		√	
Outline And Mounting	Outline	Size and dimension	√		● the required mounting size ● mounting method
	Type Of Terminals	PCB, QC, plug-in or screw fixedmodel?	√		
	Welding mode	Manual solder, wave solder, reflow solder ? Is cleaning needed or not?		√	
	Mounting gap	Cling or with gap?		√	
Others	Safety approval	UL、VDE、TUV、CQC etc ?		√	● zone ● the customers requirements
	Special requirements and conditions	The requirements of the customers		√	

The following will give the further explanation about the items in the table above.

GUIDELINES OF RELAY

1. ContactParameters

1.1 ContactLoad

Before ensuring whether the loadthe relay can carry in order to meet with the application, we should confirm the type of the real load except for confirming the load value for different loads have different steady state value and inrush value. Seen in table 2. The load given in the instructions are generally the resistive load, unless otherwise stated.

Table 2

The Type Of LoadIn	rush Current
Resistive Load	once steady state current
Motor Load	5-10 times steady state current
Capacitive Load	20-40 times steady state current
Transformer Load	5--15 times steady state current
SolenoidLoad	10--20 times steady state current
Incandescent Lamp Load	10-15 times steady state current
Mercury Lamp Load	3 times steady state current
Sodium Vapor Lamp Load	1-3 times steady state current

Figure 3 shows the relations between the representative load and the inrush current. In addition, according to the characteristics that the polarity of different moving and stationary contacts will influence the electrical endurance. Please check in the practical application or consult the technician of JIEYING company.

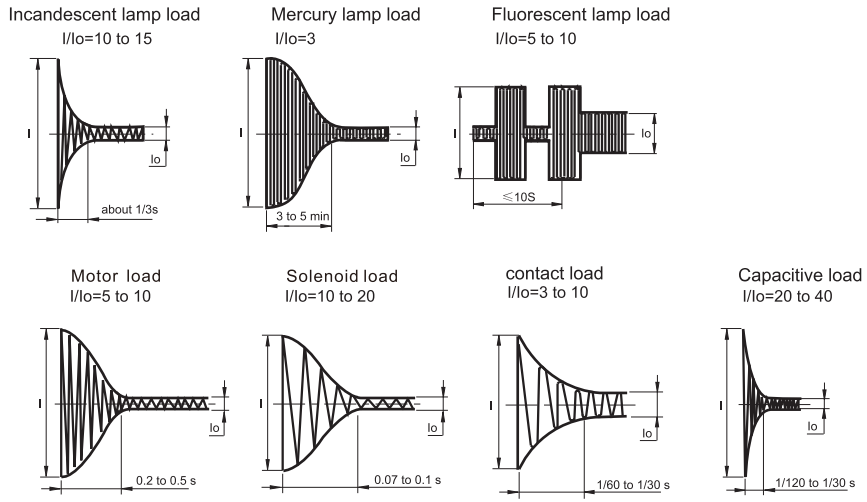

Figure 3

1.2 ContactMaterial

For the same type of relay, different contact materials are applicable to different load types or ranges. Seen in table 3.

GUIDELINES OF RELAY

Table 3

Material	Feature	Typical Application
AgNi+ Au (goldplating)	● gold plating with good resistance to erode in the air ● by contrast to other material, lower contact resistance and better consistency in low load ● high electrical conductivity and thermal conductivity	● Small load: gold plating almost not eroded, from 10mW(5V，2mA) to1.5W (24V，62.5mA) (resistive load) ● Middle load: gold plating is eroded after seve operations and AgNi functions mainly, from 2.4W (24V，100mA) to 60W (30V，2A) (resistive load) Note: Break the low load, the typical value is 1mW (0.1V 1mA) (eg. in the testing devices); Suggest to use two pairs of the contacts in parallel.
AgPd	● good resistance to erode and sulfur in room temperature ● low contact resistance and good consistency ● expensive	● the same as the above
AgNi	● the standard material of most contact material ● high electrical conductivity and thermal conductivity ● high resistance to burn ● average resistance to solder ● easily produce the sulfured film in the atmosphere with sulfid.	● resistive load and low inductive load ● rated current below 12A ● surge current below 25A
AgCdO	● high AC load ● high electrical conductivity and thermal conductivity ● good resistance to burn ● great resistance to welding ● easily produce the sulfured film in the atmosphere with sulfid	● resistive load motor loadand inductive load ● rated current below 30A ● surge current below 30A
$AgSnO_2$	● great resistance to welding ● the materials transferred less than those above3 in DC load ● easily produce the sulfured film in the atmosphere with sulfid.	● lamp load, inductive load and capacitive load ● excessively high surge current load (up to 120A)
$AgSnO_2$ (with other oxide matter)	● the same as the above	● lamp load, inductive load and capacitive load ● excessively high surge current load (up to 120A) ● with different oxide matter, the different applicable load

Notes:

1) Consider the maximum current value specified in different relays.
2) It would be better to be checked and tested in application when the conditions are catalogue allowable.
   Gold plating of the contacts shows good performance for the low loads. However, for the high load, it can only keep the initial contact performance of the contacts before the relays are used.

GUIDELINES OF RELAY

1.3 Electrical Endurance

Unless otherwise specified, the electrical endurance in the instruction refers to the standard value under rated loadin the circumstance that:

a) standard condition
b) NO contact
c) 50Hz for AC load
d) Make-break rate 1:9
e) Resistive load
f) Flux-proof
g) Downwards PCB terminals
h) Separated installation
i) See severity level B according to IEC 61810-7 for failure modes
j) See IEC 61810-7 for unstated information

Considering the flux-proof and the dust-proof types have longer electrical endurance than the sealed type of the same relay, it is preferred to select the flux-proof and the dust-proof types if possible.

1.4 Mechanical Endurance

Unless otherwise specified, the mechanical endurance in the instruction refers to the standard value under rated load in the circumstance that:

a) no contact load
b) Rated frequence of operation, duty factor 50%
c) Downwards PCB terminals
d) 50Hz for AC load
e) See IEC 61810-7 for failure modes

2. Coil

2.1 Voltage

To make the relay work reliably, be sure that work circuit can supply the rated voltage to the coil.
In the case of transistor drive circuit, that the voltage on the coil is less than the normal voltage of the transistor drive circuit because of the voltage drop on the transistor, it is recommended to use 4.5V type relay which in 5V transistor circuit and2.4V type relay in 3V transistor circuit.
Sometimes to shorten the operating time, the coil can be appliedto maximum allowable voltage to the coil in the short time. However it should be ensured that the relay will not overheat or even be damaged
For polarized relays, please check the polarity of the coil voltage.

2.2 Coil Resistance

To make the relay work reliably, be sure that work circuit supplies the nominal coil power consumption to the relay. Therefore please select the suitable coil resistance.

3. Performances

3.1 Enclosure Type

To ensure the reliability of the relay, different ways of encapsulation will require different post-processing(table 4).

Table 4

Type	Construction	Features	Automatic Solder	Automatic Cleaning	Dust Resistance	Liquid Proof	Harmful Gas Resistance
Un-enclosed	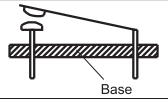	Without the protective case	X	X	X	X	X
Dust Protected	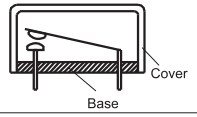	With the dust protective case; the case andthe base are fitted together andtheir joint is close to PCB.	X	X	√	Δ	X

GUIDELINES OF RELAY

To be continued

Type	Construction	Features	Auto matic solder	Auto matic clean ing	Dust resist ance	Liquid proof	Harmful Gas Resis tance
Flux Proofed	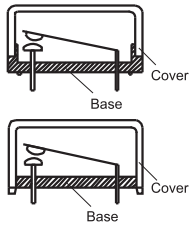	With the dust protective case; the case andthe base are fitted together andtheir joint is close to PCB. The terminals are plastically sealedon the base or the base andthe terminals are fitted with sealing epoxy; the fitted joint is far from PCB. Without exceeding the scheduled position, the flux will not penetrate the relay.	√	X	√	Δ	X
	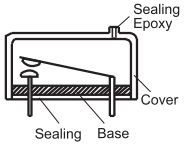	Base, terminals andcase are fitted with sealing epoxy; there is ventilating hole far from PCB. Without exceeding the scheduled position, the flux will not penetrate the relay.	√	X	Δ	Δ	X
Plastic Sealed*	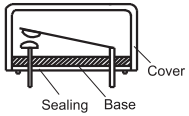	Base, terminals andcase are fitted with sealing epoxy; The internal of the relay is sealed in the case and base. Washable in limited condition.	√	√	√	√	√
Sealed or Hermetically	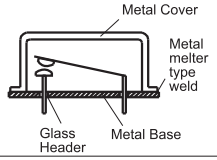	Metal case andmetal base are sealed; terminals and base are sealed with glass. The leakage rate of the air in the internal of the relay meet with the requirements.	√	√	√	√	√

Notes:

1) "√" means good; "×" means not good; "Δ" means to notify.

2) Because the plastic has the certain leakage, pleaseus e hermetic relaysinthe condition s that there are harmful gase or the explosive proof is required.

3) prohibited. If water cleaning is required after the relay is assembled on PCB, it is a must that you should get contact with QUNYING ands pecify detailed washing method,we'll help you to choose suitable product.

3.2 Dielectric Strength Andin sulation Resistance

Please confirm that these two parameters can meet the application requirement and will not lead to such conditions as the breakdown of the circuit, short circuit.

3.3 Vibration Resistance And Shock Re sistance

Please confirm that these two parameters can meet the application requirement and will not lead to the failure of the relay in the course of the application.

4. Temperature

4.1 AmbientTemperature

Generally speaking, when the temperature does not exceedte mperature range speculated in the catalogue, the relay can normally work. When the temperature in application is higher than the temperature speculated in the instructions, please contact QUNYING to ensure whether the relay can be normally used according to the loads.

4.2 Atmosphere

GUIDELINES OF RELAY

In the atmosphere with high humidity, moisture, even freezing dew and much dust, recommend to use sealed relays. Under high humidity, it would easily accelerate the rust of the relay parts and the dust easily result in the failure of the relay contacts.

In the atmosphere with organic silicon, unsealed relays shall not be used for the organic silicon will accelerate the failure of the contacts. In the atmosphere with moisture andharmful gases as H_2S、SO_2、NO_2 etc., the flux proofed and dust protected products can not be applied while the plastic sealed products can be usedand tested in application.

In application, if the ambient atmosphere is better, recommend to use the dust protected and flux proofed relays for they can get the longer eletric endurance than plastic sealed relays.

5. Outline AndMo unting

5.1 Outline AndMo unting Gap

The outline sizes of the relays usually have a certain tolerance. Therefore when the circuit and the mounting gap are designed, the design is suggested to be done according to the maximum size in the instructions.

5.2 Welding Methods

Since July 1st, 2006, the terminals of the relays produced have been lead-free. The suggested welding temperature and time are respectively 240 ˚C to 260 ˚C, 2s to 5s.

If reflow solder is required, it should be confirmed the relay can be reflow soldered according to the instructions.

If you have questions, please contact QUNYING.

5.3 The Model Of The Terminals

Select the suitable shapes of the terminals and mounting methods according to the real conditions.

Table 5

Classification	PCB (THT)	(SMT)	(Plug-in)	(QC)	(Screw)
Terminals type					
Representative products	QY4078 QY115 QY306	QY22	QY13F QY18F	QY307A QYT92	QY308

6. Others

6.1 SafetyApproval

Generally UL/CUR approvals are applicable in North America and VDE& TÜV approvals are applicable in Europe. However, due to the international authority of these approvals, most of countries also accept them. If you have questions, please contact QUNYING.

6.2 Special Requirements

Except for normal products, we accept the customer's order for the products with special specifications Please contact QUNYING when required.

CHAPTER 3 PRECAUTIONS FOR APPLYING THE RELAY

To properly use the relay, when the relay is selected and its characteristics are learnt, the precautions for using are required to be known and ensure the reliable operation of the relay.

The following precautions will be considered in application:

1) The relays are used with in the range of the parameters listed in the catalogue, to the extent that it is possible.
2) The rated load and the life are the referent values, which will be different due to the different environments, load features and types. Therefore they should be tested in the practical or stimulated application.
3) DC relays are controlled by rectangle wave to the extent that it is possible while the AC relays are controlled by sine wave.
4) To maintain the performances of relays, please do not make the relay drop or be shocked strongly. Suggest that the relays dropped not be used.
5) Relays are used in the ambient temperature and normal humi dity andin the atmosphere with less dust and harmful gas. The harmful gases include gases with sulfur, silicon and nitrogen oxide etc.
6) For the latching relays, please set them in the operate or reset state before they are used. Please pay attention to polarity and pulse width when energizing on the coil
7) For polarized relay, please notify the polarity (+ , -) of the coil voltage.
8) Except for the above there are other precautions. In the following they will be described one by one in the order listed in table 1.

CHAPTER 4 QUICK ZOOM TABLE FOR REASONS FOR FAILURE

Some common failure phenomena, failure modes, and the reasons. See table 6 :

Table 6

Failure Phenomena	Failure Mode	Failure Reason
Non-operation	No current at the terminals of the coil	● Breaking circuit ● Worse connectedor short circuit ● Terminal welded worse
	Insufficient voltage in the circuit	● Insufficient voltage supply ● Power circuit too long ● the voltage of the chosen relay too high
	Circuit unconnected	● Welded worse ● Coil breaking
	Relay failure	● Drop, bumpped badly ● Contact failure
	Voltage polarity of the polarized relay is wrong	● Bumped during the transportation ● circuit connected badly
No Release	Surplus voltage too high	● Energy storage component's influence ● Leakage current or bypass current ● Surplus voltage of the semiconductor too high
	Relay failure	● Drop, bumped badly ● contact failure
Unsteady Operation	Unsteady power	● PARD(periodic and random deviation) ● Insufficient voltage ● Resistor beyond the tolerance
	Unsteady parameter	● Drop or bumped badly ● Short form among the coils
	False operation of the relay	● Something wrong with the control procedure ● The vibration excessively strong in application
NC/NO Contact Welding	Current excessively high	● Load excessively high ● Surge current too high
	Contact Moving abnormally	● External vibration excessively strong ● AC relay's unstable operation; with buzz ● Unstable operation
NC/NO Contact Welding	Operation frequency excessively high	
	Ambient temperature excessively high	
	Use beyond the life	
NC/NO Contact Not Closed	Contact resistance too high	● Weld worse ● Contamination in the contact ● Badusing environment, contact oxidizing or sulphidizing
	No current in the contacts surface	● Load circuit break ● Circuit connected worse or short circuit ● Terminal welded worse
	Use beyondthe life	

Notes:when failure happens, if there's any question, please contact us.

继电器术语解释及使用指南

一、继电器的选用原则

为了正确的选用继电器，需要了解继电器的特性，确认这些特性是否符合使用要求，如能在实际使用环境中进行确认则更为可靠。继电器的选用原则参见表1，在表中“必须确定”栏中有 “”号的项目被确定之后， 就可选定一款继电器。如果有进一步的要求，需要进一步考虑“参考”栏中有“”号的相应项目。

表1

项目		考虑点	必须确定	参考	影响因素
触点	触点负载	交流、直流、大小、种类(感性、或阻性等)?	√		● 环境温度 ● 对于AC负载，动作与负载是否同步 ● 触点材料是否与负载匹配
	触点形式	常开、常闭或转换？几组触点对？	√		
	电耐久性	使用频率、期望动作次数？	√		
	触点材料	何种材料？		√	
	接触电阻	大小、测试条件？		√	
线圈	额定电压	大小、方向、交流、直流？	√		● 环境温度 ● 电源波动 ● 用半导体驱动时的电压降
	线圈电阻	大小、输入功耗？	√		
	动作电压	大小、电源波动的影响？		√	
	释放电压	大小、电源波动的影响？		√	
	最大允许电压	大小、时间？		√	
	线圈温升	多少、绝缘等级？		√	
性能	封装方式	敞开型、防尘罩型、防焊剂型、塑封型等？	√		● 环境情况 ● 安全要求
	介质耐压	大小、位置？	√		
	绝缘电阻	大小、位置？		√	
	抗振动性能	大小、稳定性或强度？		√	
	抗冲击性能	大小、稳定性或强度？		√	
使用环境	环境温度	高低、时间？	√		● 绝缘等级 ● 封装方式 ● 使用寿命
	气氛	湿度、有无有害气体？		√	
外形和安装	外形	大小、高低	√		● 安装尺寸要求 ● 安装方式
	引出端形式	PCB式、QC式、插入式、螺钉固定式？	√		
	焊接方式	手工焊接、波峰焊、回流焊等、是否清洗？		√	
	安装间隙	间隙、紧贴？		√	
其它	安全认证	UL、VDE、TUV、CQC等？		√	● 地域 ● 客户需求
	特殊要求和情况	客户要求		√	

以下对上表中的一些项目进一步说明

继电器术语解释及使用指南

1 触点

1.1 触点负载

确定继电器所能承受的负载是否满足使用要求时，除了需要确定负载的大小，还要确定实际负载的种类，因为不同的负载有不同的稳态值和冲击值，见表2。除非另有说明，一般说明书给出的负载是阻性负载。

表 2

负载的种类	冲击电流
阻性负载	稳态电流的1倍
电动机负载	稳态电流的5 ~ 10倍
电容负载	稳态电流的20 ~ 40倍
变压器负载	稳态电流的5 ~ 15倍
螺线管负载	稳态电流的10 ~ 20倍
白炽灯负载	稳态电流的10 ~ 15倍
水银灯负载	稳态电流的约3倍
钠灯负载	稳态电流的1 ~ 3倍

图3显示了有代表性的负载与冲击电流和时间的关系。另外，根据继电器的不同动、静触点的极性也会影响电耐久性，请在实际使用中进行确认或咨询杰盈技术人员。

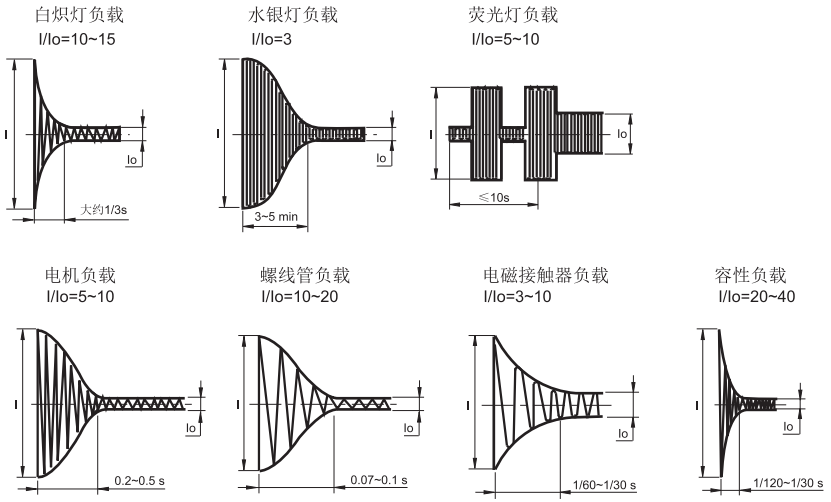

图3

1.2触点材料

对于同一款继电器，不同的触点材料所适用的负载种类或范围略有不同，见表3。

继电器术语解释及使用指南

表3

材 料	属 性	典 型 应 用
AgNi+镀金	● 覆金层在空气中耐腐蚀性较好 ● 与其它材料相比，在小负载下，有更小的接触电阻和更好的一致性 ● 导电率、导热率好	● 小负载：覆金层 几乎没有腐蚀，从 10mW(5V，2mA)到1.5W (24V，62.5mA）(阻性负载) ● 中负载：几次动作后金镀层被侵蚀掉基体AgNi起主要作用，从2.4W (24V，100mA）到 60W (30V，2A) (阻性负载) 注意：开断低负载时，典型值1mW (0.1V 1mA) (例如在测试仪器中)，推荐使用两对并联触点。
AgPd	● 在常温下耐腐蚀性较好，耐硫化性较好 ● 接触电阻较小，且一致性较好 ● 价格昂贵	● 同上
AgNi	● 大多数继电器触点的标准材料 ● 导电率、导热率好 ● 高耐烧蚀性 ● 中等的抗焊接性 ● 在硫化物环境容易生成硫化膜	● 阻性负载和较小感性负载 ● 一般额定电流小于12A ● 一般浪涌电流小于25A
AgCdO	● 高AC负载 ● 导电率、导热率较好 ● 高耐烧蚀性 ● 好的抗粘接性 ● 在硫化物环境容易生成硫化膜	● 阻性负载、电机负载和感性负载 ● 一般额定电流小于30A ● 一般浪涌电流小于50A
$AgSnO_2$	● 优秀的抗粘接性 ● DC负载时材料转移较以上材料少 ● 在硫化物环境容易生成硫化膜	● 灯负载、感性负载和容性负载 ● 非常大浪涌电流（可达120A）负载
$AgSnO_2$ (含其它氧化物)	● 同上	● 灯负载、感性负载和容性负载 ● 非常大浪涌电流（可达120A）负载 ● 含有的氧化物不同，适用负载会不同

备注：
(1) 每种继电器必须要考虑说明书中规定的最大电流值。
(2) 一般条件允许时，最好在实际使用中进行试验确认。
(3) 触点的覆金层对于中、小负载性能较好。但对于大负载的情况，通常仅用于维护在继电器使用前的触点的初始接触性能。

继电器术语解释及使用指南

1.3 电耐久性

除非特别规定，说明书所列的电耐久性是在额定负载下，按照如下方法测试得到的标称值：

a)在标准状态下测试；
b)常开端施加负载；
c)对于交流负载，电源频率为50Hz；
d)通断比为1s通9s断；
e)阻性负载；
f)防焊剂型封装；
g)继电器引出脚（PCB脚）垂 直朝下安装；
h)继电器单只单独安装；
i)失效判据依据IEC61810-7中严酷等级B；
j)其余未尽事宜参考IEC61810-7的相关规定。

一般对于2A以上的负载，同一款继电器的防 焊剂型和防尘罩型的电耐久性比塑封型的要长，因此在环境允许的条件下尽量使用防焊剂型和防尘罩型继电器以提高继电器的使用寿命。

1.4机械耐久性

除非特别规定，说明书所列的机械耐久性是在标准状态下按照如下方法测试得到的标称值：

a)触点不加负载；
b)规定的动作频率，占空比50%；
c)继电器引出脚（PCB脚）垂直朝下安装；
d)对于交流继电器，电 源频率为50Hz；
e)失效判据依据IEC61810-7中的规定。

2 线圈

2.1电压

为了使继电器工作可靠，要保证工作线路能给继电器线圈供给额定电压。

在采用晶体管驱动电路驱动继电器时，由于晶体管本身固有的压降会导致施加在继电器线圈上的电压值低于驱动电路的名义值，建议在晶体管驱动电路电压为5V时选用4.5V规格继电器，3V时选用2.4V规格继电器。

有时为了缩短继电器动作时间，可以在短时间内给线圈施加最大允许电压，但要确保继电器不会过热，甚至损坏。

对于极化继电器，请确认线圈电压的极性。

2.2线圈电阻

为了使继电器工作可靠，要保证工作线路能给继电器供给标称的线圈功耗，因此要选择合适的线圈电阻。

继电器术语解释及使用指南

3 性能

3.1封装方式

为保证继电器的可靠性，不同的封装方式对继电器的后加工有不同的要求，见表4。

表4

封装方式	结构简图	特 征	自动焊接	自动清洗	防尘性能	防液体性能	防有害气体性能
敞开型	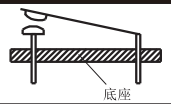	无保护外壳	X	X	X	X	X
防尘罩型	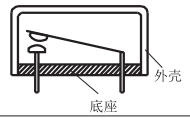	有防尘的外壳，外壳与底座装配在一起，其交界距PCB板很近。	X	X	√	Δ	X
防焊剂型	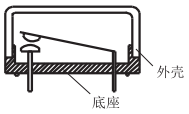 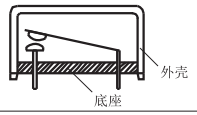	引出端被注塑在底座中，或底座与引出端间有点胶封闭，外壳与底座的装配交界距PCB板较远。在不超过预定部位时，焊剂不会进入继电器内部。	√	X	√	Δ	X
	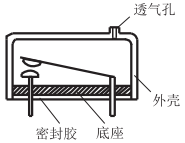	底座、引出端和外壳间有点胶封闭，在远离PCB板的地方有透气孔。在不超过预定部位时，焊剂不会进入继电器内部。	√	X	Δ	Δ	X
塑封型*	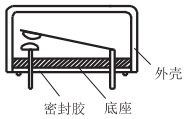	底座、引出端和外壳间有点胶封闭，继电器内部被封闭在外壳和底板内。可进行水洗。	√	√	√	√	√
密封型	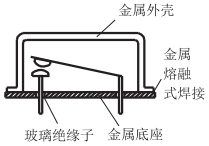	金属外壳与金属底座间实现金属封 闭，引出端与底座间用玻璃封闭。继电器内部气体向外泄露率达到一定要求。	√	√	√	√	√

备注：

(1) “√”：好； “×”：不好； “Δ”：注意；

(2)由于塑料具有一定的透气率，所以在有有害气体或要求防爆的情况下请使用密封型继电器；

(3) * 推荐使用免清洗的焊接工艺，避免对继电器进行清洗，禁止进行超声波清洗。当继电器装入PCB板后，如需进行整体清洗，请务必与我司联系确认并提供详细的清洗条件，以便提供合适的产品。

继电器术语解释及使用指南

3.2介质耐压和绝缘电阻

请确认这两项参数能满足使用要求，而不会导致线路发生击穿、短路等情况。

3.3抗振动和抗冲击性能

请确认这两项参数能满足使用要求，而不会导致继电器在使用过程中发生失效。

4 使用环境

4.1环境温度

一般在环境温度不超出说明书中所规定的范围时，继电器均可正常工作。当实际使用中的环境温度稍高于说明书规定的最高值时，需要联系杰盈技术人员，根据负载情况，确定继电器是否可以正常使用。

4.2气氛

在较大湿度、水汽、甚至会凝露，以及粉尘多的环境下，推荐使用塑封型继电器，因为较大的湿度易加速继电器结构零件的锈蚀，粉尘则易使继电器触点失效。

在含有机硅的环境下，请避免使用非塑封型产品，因为有机硅会使继电器加速触点失效。在含水汽及H_2S、SO_2、NO_2等有害气体的环境下，不能使用防焊剂型和防尘罩型，可用塑封型，并在实际使用中进行试验确认。

在实际使用中，如果环境气氛比较好，那么推荐使用防尘罩型或防焊剂型继电器，因为防尘罩型或防焊剂型继电器可获得较塑封型更长的电耐久性。

5 外形和安装

5.1外形和安装间隙

一般继电器的外形尺寸都有一定的公差，因此在设计电路和安装间隙时，推荐按说明书中规定的最大尺寸进行设计。

5.2焊接方式

从2010年7月1日起，杰盈公司生产的继电器的引出端均不含铅，推荐焊接温度和时间为：240 ˚C ~ 260 ˚C, 2s ~ 5s。

若需要进行回流焊，请确认说明书是否说明该款继电器可以进行回流焊，若有不明之处请咨询杰盈的技术人员。

继电器术语解释及使用指南

二、继电器失效原因速查表

一般继电器的失效现象及可能的失效模式和原因请参见表 6 。

表6

失效现象	失效模式	失效原因
继电器未动作	线圈端无电压	● 供电线路断路 ● 电路接线错误或有短路情况 ● 引出脚焊接不良
	线圈端电压不足	● 供电电压低 ● 电源线太长 ● 选择的继电器的电压规格过高
	线圈不通	● 焊接不良 ● 线圈断线
	继电器故障	● 掉落，或受到强冲击 ● 触点故障
	极化继电器线圈端电压极性不对	● 运输过程受冲击而状态改变 ● 电路接线错误
继电器不释放	线圈端剩余电压过高	● 线圈端有其它储能元件的影响 ● 线圈上有漏电流或旁通电流 ● 半导体电路的剩余电压过高
	继电器故障	● 掉落，或受到强冲击 ● 触点故障
继电器动作不稳定	电源不稳	● 电源纹波过大 ● 电压不足 ● 线圈电阻超差
	继电器参数不稳	● 掉落，或受到较强冲击 ● 线圈匝间短路
	继电器误动作	● 控制程序是否有误 ● 使用环境中振动过大
NC触点粘接，或NO触点粘接	电流过大	●负载过大 ● 浪涌电流过大
	触点异常抖动	● 外部振动较大 ● 交流继电器未稳定工作，有蜂鸣声 ● 继电器动作不稳定
	继电器动作频率过高	
	环境温度过高	
	继电器的使用次数已超过预期寿命	
NO触点未闭合，或NC触点未闭合	接触电阻过大	● 焊接不良 ● 触点间有异物 ● 使用环境恶劣，使触点氧化或硫化
	触点端无电流	● 负载线路断路 ● 电路接线错误或有短路情况 ● 引出脚焊接不良
	继电器的使用次数已超过预期寿命	

注：在发生继电器失效时，如您经过初步分析仍存在不明之处，请联系杰盈共同进行分析。

Type of relay reference table继电器型号对照参考表

JIEYING 杰盈	HONGFA 宏发	SANYOUS 三友	SONGCHUAN 松川	OMRONA 欧姆龙	FUJITS 富士通	HSIN Da 台湾欣大
JY23F	JRC-23F	SYS		G5V-1	SY	Y14
Jy4100/ 4101	HM4100F	SYS1/SYS1K	842	G2E	FBR211	946
JY4078	JRC-27F	DSY2Y	876V(502)	G5V-2	RY/FBR240	941
JY46F	HF46F	SRB		G5N	F3	Y31
JY3FF	HF33F	SRD	833H	G5LE	FBR160	943
JY32F	HF32F	SJ	835			982-1A
JY14F-1P	HF14F	SMI-1P	845-1P			122-1
JY14F-2P	HF140F	SMI-2P	845-2P			
JY115F-1P	HF-115F	SM-1P	881 1P	G5RL-1	FTR-H1	Y02-1
JY115F-2P	HF-115F	SM-2P	881 2P		FTR-H2	Y02-2
JY22F	HF-21FF	SRU	812BH	G5LE	FBR160	Y21
JY7520	Hf7520	SPA		G5C		
JY32FA	HF32FA					
JY32FA-G	HF32FA-G					

Type of relay reference table继电器型号对照参考表

JIEYING 杰盈	HONGFA 宏发	SANYOUS 三友	SONGCHUAN 松川	OMRONA 欧姆龙	FUJITS 富士通	HSIN Da 台湾欣大
JYT90	HF105-1	SLA	832			953G
JYT92	HF2160	SLI				
JYT78	HFKW	SARD	895	G8QN	FBR51/52	964
JYA31F	HFV4	SART	792	G8L		961
JY4133		SARS	871	G8H/G8HN		
JYKC	HFKC	SARK				
JYKA	HFKA					
JY32FN	HF32FN					